



INNOVATION & EXCELLENCE

ANNUAL REPORT 2018

Mission Statement

Our mission is to multiply profitability through continuous technological innovation and product and service improvements.

This will help us to fulfil our commitment to provide optimum value for our customers, business partners and shareholders.

The Group has two Core Businesses

1 The design, development and manufacture of sterile and non-sterile medical devices through our wholly-owned subsidiaries, Forefront Medical Technology (Pte) Ltd and Forefront Medical Investment Pte. Ltd. in Singapore; Forefront (Xiamen) Medical Devices Co., Ltd and Forefront Medical Technology (Jiangsu) Co., Ltd in China; and 81% owned subsidiary, XentiQ (Pte.) Ltd. in Singapore.

The wholly-owned subsidiaries have quality certifications of EN ISO13485:2016 and are registered under the United States Food and Drug Administration (FDA) as a “contract manufacturer for medical devices”. Forefront Medical Technology (Jiangsu) Co., Ltd additionally has a Class I and II Medical Device Manufacturing License in China and Accreditation certificate of foreign medical device manufacturer from Japan.

2 The manufacture and distribution of piping systems for diverse industries including waste and potable water systems for residential homes, schools, commercial and industrial buildings; underground electrical and internal building wire piping systems; and data and signal line piping systems by telecommunications companies, through our wholly-owned subsidiaries, Vicplas Holdings Pte Ltd in Singapore and Rimplas Industries Sdn. Bhd. in Malaysia. Both subsidiaries have quality certification of ISO9001:2015.



Contents

02	Statement by Chairman
04	Operational and Financial Review
08	Board of Directors
09	Senior Management
10	Organisation Structure
11	Corporate Information
12	Corporate Governance Report
25	Financial Statements
101	Analysis of Shareholdings
103	Notice of Annual General Meeting
111	Proxy Form

Statement by Chairman

On behalf of the Board, we present the Annual Report of Vicplas International Ltd (“Vicplas” or “the Company”, and together with its subsidiaries, “the Group”) for the financial year ended July 31, 2018 (“FY2018”).

OVERVIEW

In FY2018, revenue of the Group increased by 7.8% to \$68.7 million as the medical devices segment posted higher revenue while the revenue for the pipes and pipe fittings segment had a slight decrease of 1.2%, as compared to the financial year ended July 31, 2017 (“FY2017”).

Despite the increase in revenue, the Group recorded a lower net profit after tax of \$2.9 million for FY2018 as compared to a net profit after tax of \$3.2 million for FY2017.

Medical devices segment

Revenue for the medical devices segment grew to \$30.4 million in FY2018 from \$24.9 million in FY2017. This growth of 21.8% from FY2017 was due to increased orders from its customers following the segment’s continued focus on business development and expansion of both customer and revenue base.

Notwithstanding the revenue increase, the medical devices segment recorded a larger negative segmental result of \$1.4 million, as compared to \$0.8 million in FY2017. This was due primarily to costs incurred for new projects as well as lower income from building fewer tools for customers.

Pipes and pipe fittings segment

The pipes and pipe fittings segment recorded revenue of \$38.3 million in FY2018, a slight decrease from \$38.8 million in FY2017. The segment’s results, while positive, declined from \$7.5 million in FY2017 to \$6.0 million in FY2018 due primarily to decreased margins from higher costs and increased competition.

OUTLOOK

Medical devices segment

The medical devices segment has made substantial progress in growing its customer base and working on new projects for customers over the course of FY2018 and FY2017. The medical devices segment will continue its engagement with customers by focusing on business development activities to grow its customer and revenue base. In tandem with an expanding pipeline of projects to be commercialised, the segment will seek improvements in plant utilisation and higher efficiency from its manufacturing processes.

Although the segment did not improve on its profitability in FY2018 due primarily to costs incurred for new projects as well as lower income from building fewer tools for customers, it is experiencing positive momentum on its path to regain profitability with its growing portfolio of projects. Nevertheless, the segment faces considerable uncertainties in international trading conditions.

Pipes and pipe fittings segment

The pipes and pipe fittings segment is expected to continue facing strong headwinds in Singapore’s residential housing sector in the short to medium term. Over the longer term, the upgrading of HDB flats from the expanded HDB Home Improvement Programme when it takes effect could provide a source of demand for the segment’s products.

The segment will continue to focus on civil engineering projects in Singapore, as well as regional growth and product expansion. In particular, the segment has acquired the land for a new manufacturing facility in

Statement by Chairman

Cambodia and will continue to monitor local market conditions before proceeding with the next stage of development.

Group

Overall, the Group expects to face challenges amidst uncertainties in the economy and will continue to exercise prudent cost management while developing new business opportunities and strengthening the base for its future growth.

DIVIDEND

We have recommended a final dividend of 0.50 cents per share for FY2018, which is in addition to the interim dividend of 0.25 cents per share paid out in respect of the first half of FY2018. If the Board's recommendation is approved at the forthcoming Annual General Meeting, it would constitute the fourth consecutive financial year in which the Group has maintained a consistent total dividend per annum of 0.75 cents per share. Over these four years, shareholders would have received dividends amounting to 3.00 cents per share in aggregate, which is remarkable given that the Group's traded share price on SGX was not more than 8.00 cents per share during the calendar month (August 2015) immediately prior to the announcement of the first of this series of dividend payments.

The Group's ability to sustain this track record of 0.75 cents per share of total dividend per annum is dependent on its business performance and fundamentals as well as its capital requirements to support the business. Going forward, to provide greater flexibility for managing the Group's capital needs throughout the year, this 0.75 cents per share of total dividend per annum will be payable in a single lump sum as final dividend rather than through a combination of interim and final dividends. With this enhanced flexibility, the Group will be better placed to seize opportunities to grow the business (which is the source of, and ultimately determines the availability of, profits out of which dividend can be paid).

APPRECIATION

On behalf of the Board, we thank our customers, suppliers and shareholders for their continuing support and trust, and recognise the passion, drive and dedication of our management team and employees working as a team to drive the Group forward.

YEO WICO
Chairman

Operational and Financial Review

REVENUE

In FY2018, revenue for the Group increased by 7.8% to \$68.7 million and net profit after tax decreased by 7.5% to \$2.9 million, as compared to FY2017.

Revenue for the medical devices segment grew by 21.8% to \$30.4 million in FY2018 due to increased customer orders. Notwithstanding the revenue increase, the medical devices segment recorded a larger negative segmental result of \$1.4 million, as compared to \$0.8 million in FY2017. This was due primarily to costs incurred for new projects as well as lower income from building fewer tools for customers.

Revenue for the pipes and pipe fittings segment decreased slightly by 1.2% to \$38.3 million in FY2018 from \$38.8 million in FY2017. While the segmental results remained positive at \$6.0 million in FY2018, this was a decrease from \$7.5 million in FY2017, due primarily to decreased margins from higher costs and increased competition.

Other income in FY2018 decreased by \$1.4 million due to fewer tools built for customers. Income tax was a credit of \$1.3 million in FY2018 due to the recognition of deferred tax assets of \$1.0 million from unutilised tax losses in Forefront Medical Technology (Jiangsu) Co., Ltd and reversal of overprovision for prior year tax of \$0.4 million, partially offset by FY2018 tax expense of approximately \$0.1 million.

OPERATING EXPENSES

Raw materials and consumables used increased by 13.1% to \$29.1 million in FY2018 from \$25.7 million in FY2017 to support the growth in customer orders for the medical devices segment as well as a change in product mix in the pipes and pipe fittings segment. With the continued slow down in residential home projects in Singapore, the pipes and pipe fittings segment sold less products used in residential home projects though it sold more products used in civil engineering projects in FY2018 as compared to FY2017.

Purchase of finished goods for resale increased by 17.1% to \$2.5 million in FY2018 from \$2.1 million in FY2017, driven by higher demand for purchased products by customers for civil engineering projects.

Employee benefits expense increased by 12.1% to \$21.3 million in FY2018 from \$19.0 million in FY2017 as additional headcount and overtime work were needed to meet the increase in customer orders in the medical devices segment.

The changes in fair value of investment property of \$0.5 million arose from the recognition of the fair value of the investment property in Singapore.

Other operating expenses increased by 11.6% to \$14.8 million in FY2018 from \$13.3 million in FY2017 due to higher foreign exchange loss, professional fees and other variable costs which had increased with higher level of usage or activities, such as repair and maintenance, transportation and freight and utilities costs.

Operational and Financial Review

STATEMENT OF FINANCIAL POSITION

Cash and bank balances decreased to \$7.9 million at the end of FY2018 from \$16.3 million at the end of FY2017 as cash inflow from operating activities in FY2018 was less than the cash outflow used for investing and financing activities such as the purchase of property, plant and equipment mainly from the medical devices segment, the investment in a joint venture for the pipes and pipe fittings segment and payments of dividends.

Inventories increased to \$12.0 million at the end of FY2018 from \$5.9 million at the end of FY2017 due to higher inventory level in the medical devices segment to cater for the increase in customer orders. Similarly, trade and other payables increased to a total of \$10.5 million at the end of FY2018 from a total of \$8.0 million at the end of FY2017 primarily due to higher level of activities in the medical devices segment.

Property, plant and equipment increased to \$20.2 million at the end of FY2018 from \$17.5 million at the end of FY2017 mainly due to additions in the medical devices segment such as cleanroom upgrading and procuring of machines and automation equipment to support new projects.

Joint venture of \$1.2 million at the end of FY2018 pertained to the partial capital injection made in Cambodia for the new manufacturing facility for the pipes and pipe fittings segment.

Bank borrowings increased by \$1.5 million due to a bank loan of \$1.0 million for the medical devices segment to finance its business expansion into new projects and an increase in trust receipts utilised in the purchase of raw materials for the pipes and pipe fittings segment.

Overall, the net asset value of the Group decreased marginally from \$58.0 million at the end of FY2017 to \$57.8 million at the end of FY2018.

WORKING CAPITAL AND CASH FLOW

Net cash from operating activities for FY2018 decreased to \$1.2 million from \$5.3 million mainly due to lower profits and the increase in working capital requirement (arising from inventories) which was partially offset by higher net payables and lower income tax paid. Income tax paid was higher in FY2017 due to higher taxable profits in the year preceding FY2017.

Net cash used in investing activities increased by \$4.2 million in FY2018 mainly due to the \$1.2 million investment in a joint venture under the pipes and pipe fittings segment as well as additions mainly in the medical devices segment for plant and equipment.

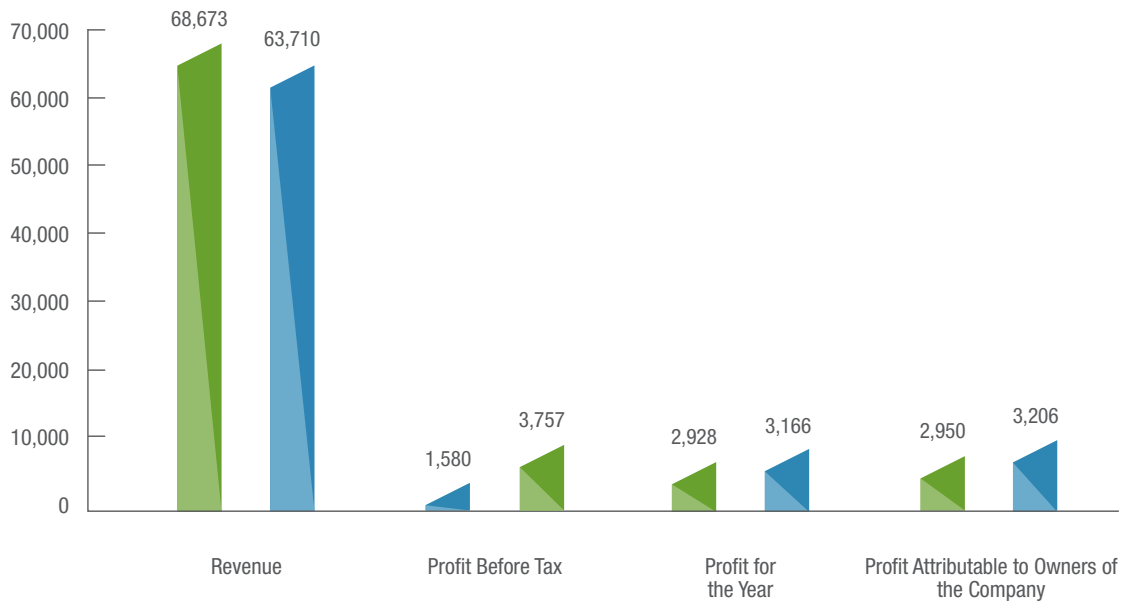
Net cash used in financing activities decreased in FY2018 mainly due to the net proceeds from bank borrowings.

Overall, the Group had a cash balance of \$7.9 million at the end of FY2018, a decrease of \$8.4 million from \$16.3 million at the end of FY2017. With bank borrowings and finance leases of \$3.1 million at the end of FY2018, this is equivalent to net cash of 0.9 cents per share at the end of FY2018, as compared to 2.9 cents per share at the end of FY2017.

Operational and Financial Review

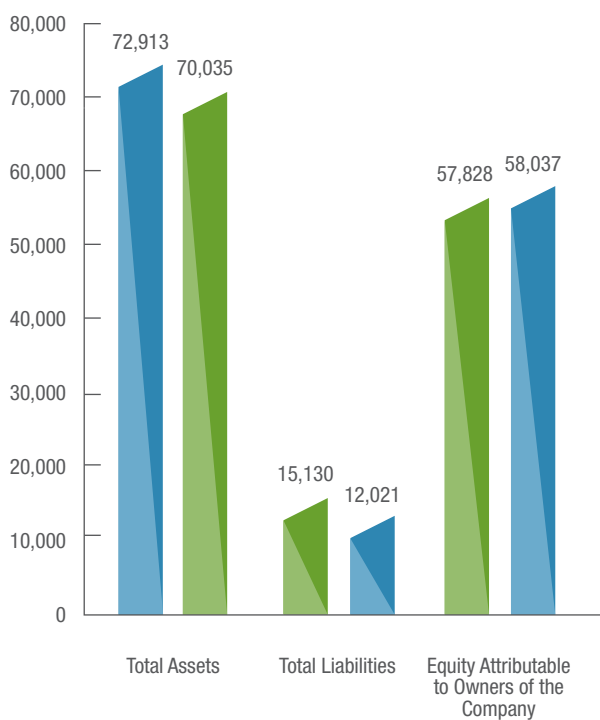
STATEMENT OF PROFIT OR LOSS (\$'000)

FY2018 FY2017



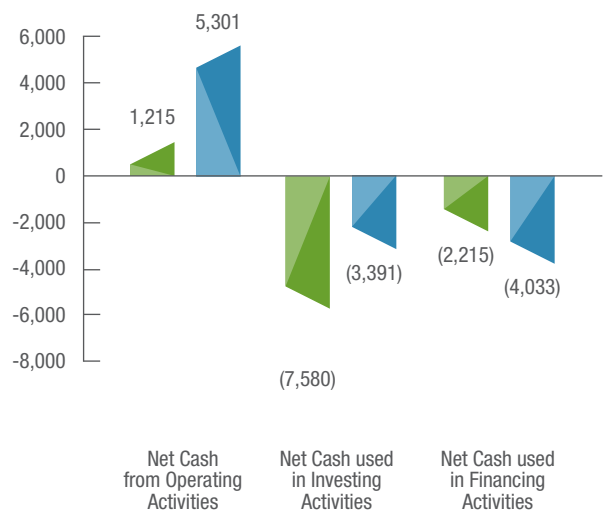
STATEMENT OF FINANCIAL POSITION (\$'000)

FY2018 FY2017



STATEMENT OF CASH FLOWS (\$'000)

FY2018 FY2017





Board of Directors

YEO WICO

Yeo Wico, aged 51, was appointed as a Non-Executive Director in June 2008. He was re-elected as a Director at the Eighteenth Annual General Meeting ("AGM") of the Company held in November 2016. He is Chairman of the Board of Directors and the Nominating Committee and serves as a member on the Audit, Remuneration and Strategy Committees. Mr. Yeo is currently a partner of Allen & Gledhill LLP, a Singapore law firm. He has been in legal practice in Singapore as an Advocate and Solicitor of the Supreme Court of Singapore since 1992. In addition, Mr. Yeo was admitted as a non-practising solicitor of Solicitors in England and Wales and as an Attorney and Counselor-at-Law in the State of New York. He graduated from the National University of Singapore in 1991 and holds a LLB (Hons) degree. He has been appointed by the Minister for Finance as a member of the Accounting Standards Council. He also serves as a Non-Executive Director of NetLink NBN Management Pte. Ltd..

ROBERT GAINES-COOPER

Robert Gaines-Cooper, aged 81, was appointed as a Non-Executive Director in June 2015. He was re-appointed as a Director at the Eighteenth AGM of the Company held in November 2016. He serves as a member of the Remuneration and Strategy Committees. He was the Executive Chairman of LMA International N.V. from 2004 to 2010 and its Non-Executive Director from 2010 to 2012. He stepped down from his non-executive directorship of Orthofix International N.V. in 2006. He is currently a Director and Chairman of the Board of Directors of Venner Capital S.A. and a Director of Chelle Medical Limited. Mr. Gaines-Cooper is a Fellow of the Royal Society of Medicine. He completed the Program for Management Development and participated in the Advanced Corporate Finance course at Harvard Business School in Boston. Mr. Gaines-Cooper holds a B.A. degree in Business Administration from Kensington University Glendale in California.

NG CHER YAN

Ng Cher Yan, aged 59, was appointed as a Non-Executive Director in May 2010. He was re-elected as a Director at the Nineteenth AGM of the Company held in November 2017. He is Chairman of the Audit and Remuneration Committees and serves as a member of the Nominating Committee. Mr. Ng is currently practising as a Chartered Accountant. Mr. Ng holds a Bachelor of Accountancy degree from the National University of Singapore, and is

a fellow member of the Institute of Singapore Chartered Accountants and also a member of the Institute of Chartered Accountants in Australia. Currently, Mr. Ng serves as Independent Non-Executive Director on several public listed companies, namely MoneyMax Financial Services Ltd, Samko Timber Limited, Bull Will Co Ltd and Serial System Ltd. In the preceding five years, he was also an independent director of Ecowise Holdings Limited and Mermaid Maritime Public Co Ltd. Mr. Ng was awarded the prestigious Pingat Bakti Masyarakat or the Public Service Award in 2007 and was awarded the Bintang Bakti Masyarakat or the Public Service Star Award in 2017 for his various community services.

CHRISTOPHER P. LEE

Christopher P. Lee, aged 56, was appointed as a Non-Executive Director in October 2013. He was re-elected as a Director at the Nineteenth AGM of the Company held in November 2017. He is Chairman of the Strategy Committee. Mr. Lee is currently a Director of Venner Capital S.A. and the Chief Executive Officer of Venner Medical International Inc (a subsidiary of Venner Capital S.A.) and was previously Deputy Group Chief Executive Officer of LMA International N.V., a public company that was previously listed on the Singapore Exchange Securities Trading Limited. He has more than 32 years of business experience in the medical devices industry with experience in blue chip, SMEs and start-up companies. Mr. Lee holds an EMBA from Cranfield University, England and a Diploma in Marketing from Napier University, Scotland. He has been a Chartered Marketer since 1999 and a Member of the Chartered Institute of Marketing, England since 1994. Between 2006 and 2010, Mr. Lee was Chief Executive Officer of Inion Ltd, a Finnish medical device company, listed on the full list of the London Stock Exchange.

JANE ROSE PHILOMENE GAINES-COOPER

Jane Rose Philomene Gaines-Cooper, aged 59, was appointed as a Non-Executive Director in November 2016. She serves as a member of the Audit and Nominating Committees. Mrs. Gaines-Cooper is currently a Director and President of Venner Capital S.A. and was previously a Director of LMA International N.V., a public company that was previously listed on the Singapore Exchange Securities Trading Limited. She holds a Bachelor of Arts (Hons) degree in Economics from Thames Valley University, London.

Senior Management

CHENG LIANG

Cheng Liang, aged 63, was appointed as Acting Group Chief Executive Officer in October 2014 and he assumed the permanent role of Group Chief Executive Officer on November 1, 2018. He is responsible for the overall management of the Group and has been the Managing Director of the pipes and pipe fittings segment of the Group since January 2009 where he oversaw all operational aspects of the pipes and pipe fittings segment, including executing business strategies, manufacturing, procurement and sales and distribution. Mr. Cheng is a founding member of the Group and was previously an Executive Director of the Group from 1998 to 2008. His prior experiences include tin smelting in Singapore and South Korea, tin trading and forex trading.

CHENG HSHENG @ ZHONG ZIXIAN

Cheng Hsheng @ Zhong Zixian, aged 41, was appointed as Acting Group Operations Director in April 2015 and assumed the permanent role as Group Operations Director in April 2016. He is responsible for the operational aspects of the Group, as well as ensuring operational support for development of the Group's markets, products and businesses. He has been the Business Operations Director for pipes and pipe fittings segment since August 2012. Mr. Cheng began his career with the pipes and pipe fittings segment in 2001 as an Engineer and has held roles of increasing responsibilities in various functions, such as Production, Operations and Business Development. His other experiences also include compounding of specialty engineering plastics and elastomers.

WALTER TARCA

Walter Tarca, aged 61, joined the Group in January 2016 as President of the Medical Devices Segment responsible for overall strategy and carries full P&L responsibility for the segment. Mr. Tarca brings a wealth of healthcare experience to the group having held senior leadership positions in businesses throughout the APAC region including China, Japan, India and South Korea. Mr. Tarca has lived in Asia for over 22 years and has a successful track record of building and expanding healthcare businesses in a sustainable manner, focusing on collaborative customer relationships, operating excellence and an engaged workforce. Mr. Tarca has also held positions in general management, operations and finance in retail operations in Australia and in manufacturing of automotive components and child safety products for a leading global manufacturer.

Mr. Tarca has a bachelor's degree in Economics from Adelaide University and is a Fellow, CPA.

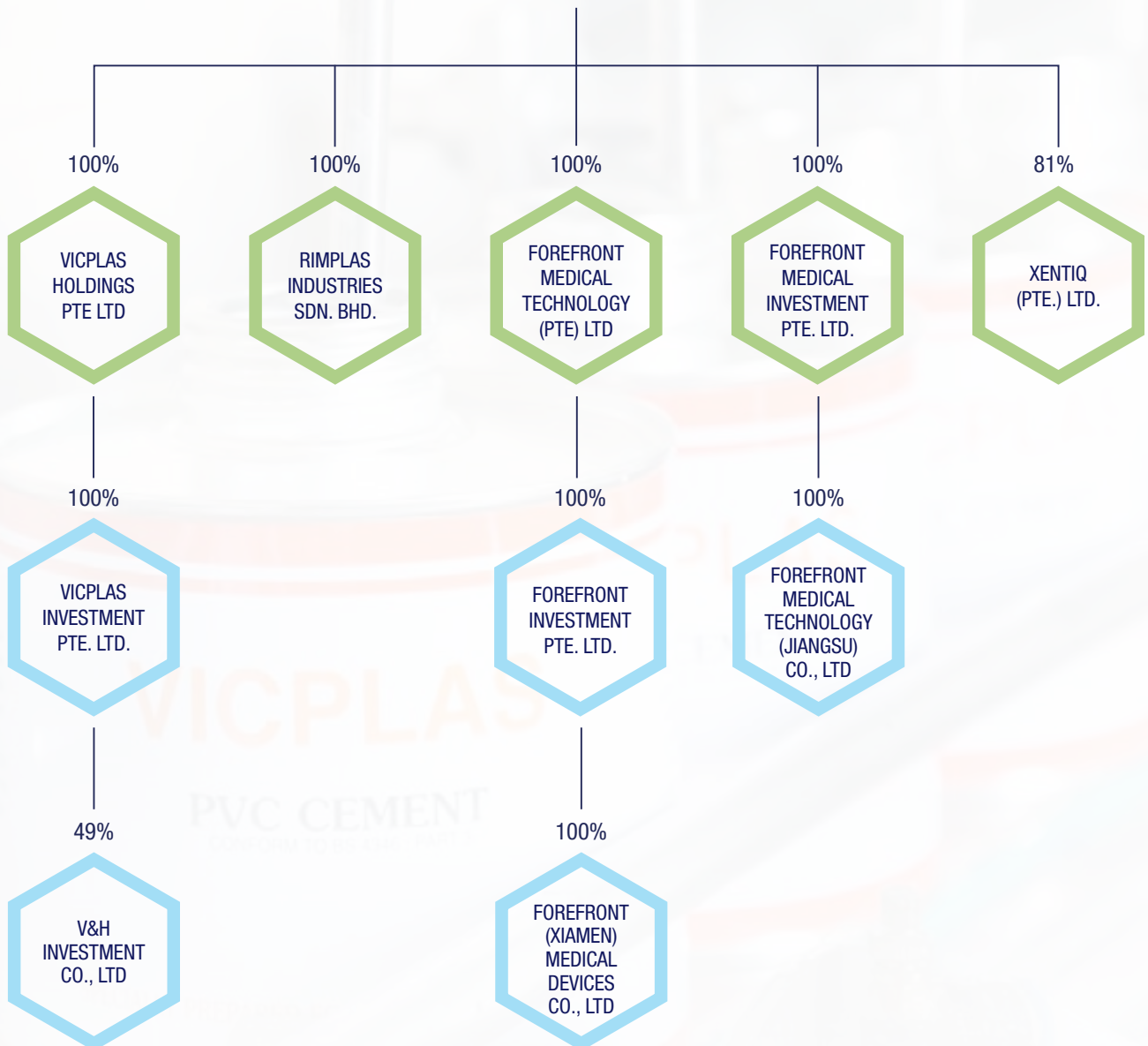
GAN YING HUI

Gan Ying Hui, aged 39, re-joined the Group as Chief Financial Officer in April 2016. She joined the Group as Financial Controller in August 2008 and was promoted to CFO in August 2013 before she left in December 2014. Ms. Gan is responsible for the Group's financial functions including accounting, internal controls and auditing, financial and management reporting, tax, financial analysis, mergers and acquisition support and risk management. Prior to that, she was an audit manager with a "Big Four" Public Accounting firm in Singapore. Ms. Gan holds a Bachelor of Accountancy (Hons) from the Nanyang Technological University and is a Chartered Accountant of the Institute of Singapore Chartered Accountants.

TOON CHIN LIANG

Toon Chin Liang, aged 40, joined the medical devices segment of the Group in May 2014 as the Quality, Assurance and Regulatory Affairs Director and subsequently as the Technical Director in May 2015. Prior to joining the Group, he was the Quality Engineering Manager in one of the largest Swiss pharmaceutical and medical devices company.

Organisation Structure



Corporate Information

BOARD OF DIRECTORS

Mr. Yeo Wico	<i>Non-executive Independent Chairman</i>
Mr. Ng Cher Yan	<i>Non-executive Independent Director</i>
Mr. Robert Gaines-Cooper	<i>Non-executive Director</i>
Mr. Christopher P. Lee	<i>Non-executive Director</i>
Mrs. Jane Rose Philomene Gaines-Cooper	<i>Non-executive Director</i>

AUDIT COMMITTEE

Mr. Ng Cher Yan	<i>Chairman</i>
Mr. Yeo Wico	<i>Member</i>
Mrs. Jane Rose Philomene Gaines-Cooper	<i>Member</i>

REMUNERATION COMMITTEE

Mr. Ng Cher Yan	<i>Chairman</i>
Mr. Yeo Wico	<i>Member</i>
Mr. Robert Gaines-Cooper	<i>Member</i>

NOMINATING COMMITTEE

Mr. Yeo Wico	<i>Chairman</i>
Mr. Ng Cher Yan	<i>Member</i>
Mrs. Jane Rose Philomene Gaines-Cooper	<i>Member</i>

STRATEGY COMMITTEE

Mr. Christopher P. Lee	<i>Chairman</i>
Mr. Yeo Wico	<i>Member</i>
Mr. Robert Gaines-Cooper	<i>Member</i>

COMPANY SECRETARY

Ms. Esther Au Siew Peng, ACIS

REGISTERED OFFICE

35 Joo Koon Circle
Singapore 629110
Telephone: (65) 62623888
Facsimile: (65) 63493877

SHARE REGISTRAR

B.A.C.S. Private Limited
8 Robinson Road #03-00
ASO Building
Singapore 048544

AUDITOR

Deloitte & Touche LLP
6 Shenton Way #33-00
OUE Downtown 2
Singapore 068809

Audit Partner:
Mr. Panjabi Sanjay Gordhan
(Appointed with effect from FY2015)

PRINCIPAL BANKERS

DBS Bank Ltd.
12 Marina Boulevard
DBS Asia Central @ MBFC Tower 3
Singapore 018982

United Overseas Bank Limited
80 Raffles Place UOB Plaza 1
Singapore 048624



***Corporate
Governance
Report***

Corporate Governance Report

The Board of Directors (“Board”) and the management of the Company are committed to maintaining high standards of corporate governance within the Company and its subsidiaries (“Group”). The Group has put in place and adopted various principles, policies and practices complying with the Code of Corporate Governance 2012 (“Code”) where it is applicable and practical to the Group in the context of the Group’s business and organisation structure.

The Company is pleased to report that it has generally adhered to the principles and guidelines as set out in the Code and deviations from any guideline of the Code are explained in this report.

BOARD OF DIRECTORS

Principle 1: Board’s Conduct of Affairs

The Board is responsible for overall corporate governance, internal controls, strategic direction, formulation of policies and overseeing the investment and business of the Group. The Board supervises the management of the business and affairs of the Group and is accountable to shareholders for the long term performance of the Group. All directors exercise due diligence, and objectively make decisions and discharge their duties and responsibilities at all times as fiduciaries in the best interests of the Group. Apart from its fiduciary duties and statutory responsibilities, the Board also:

- (a) decides on matters in relation to the Group’s activities which are of significant nature, including decisions on strategic directions and guidelines and approvals of annual budgets, major investments, capital expenditures and funding decisions;
- (b) oversees risk management and internal control processes, financial reporting and compliance, including the release of financial results and announcements of material transactions;
- (c) reviews management performance;
- (d) approves the nominations to the Board and appointments to the various Board committees;
- (e) approves the framework of remuneration for the Board and key executives as recommended by the Remuneration Committee; and
- (f) provides oversight in the proper conduct of the Group’s business.

The Board has put in place financial authorisation limits for operating and capital budgets, procurement of goods and services, and cheque signatory arrangements. Approval sub-limits are also provided at the management level to facilitate operational efficiency. Matters that are specifically reserved for the Board’s decision include interested person transactions, material acquisitions and disposals of assets, corporate or financial restructuring, share issuances and dividend payments to shareholders, and other transactions of a material nature requiring announcement under the listing rules of the Singapore Exchange Securities Trading Limited (“SGX-ST”). The Board also reviews the financial statements and annual reports, and authorises announcements of financial results. The Board believes that a high standard of disclosure is the key to raising the level of corporate governance.

The Board meets at least four times a year and when necessary. Seven meetings of the Board were held during the financial year ended July 31, 2018 (“FY2018”). In addition to regular or scheduled meetings, ad-hoc meetings may be held by way of conference calls to deliberate on urgent and substantive matters. The Company’s Constitution provides for Board meetings to be conducted by teleconference, videoconference or other methods of simultaneous communication by electronic, telegraphic or other similar means. Apart from Board meetings, matters are also put to the Board for approval by way of circulating resolutions in writing.

Corporate Governance Report

Board members are periodically updated on developments and changes in the operating environment, including revisions to accounting standards, and laws and regulations affecting the Group. The Board members are updated on a quarterly basis by the management on business outlook, industry trends and critical success factors. The Company is supportive of Board members' participation in industry conferences and seminars, and will arrange programmes to meet directors' relevant training needs. The Company brings to the directors' attention, information on seminars or other training that may be of relevance to their duties as directors, and funds the directors' attendance for all such course or training programme.

A newly appointed director will be provided with a formal letter of appointment setting out the director's duties and obligations and copies of the Company's annual report, Constitution, organisational charts, corporate practices and policies such as the Whistle-Blowing Policy, and if applicable, terms of reference of each Board committee to which he/she is appointed. The orientation and training programmes for newly appointed directors include briefings on the Group's business and operations, and corporate governance practices. Where necessary, the Company will also provide training for first-time directors in areas such as accounting, legal and industry-specific knowledge.

The Board is supported by four Board committees: Audit Committee ("AC"), Nominating Committee ("NC"), Remuneration Committee ("RC") and Strategy Committee ("SC"). Each Board committee is guided by specific written terms of reference.

The attendance of the directors and committee members at the meetings of the Board and various Board committees held during the financial year are as follows:

Meetings	No. of scheduled meetings held during FY2018	No. of scheduled meetings attended during FY2018				
		Yeo Wico	Ng Cher Yan	Christopher P. Lee	Robert Gaines-Cooper	Jane Rose Philomene Gaines-Cooper
Board	7	7	7	4 ^(a)	4 ^(a)	4 ^(a)
Audit Committee	4	4	4	4 ^(b)	4 ^(b)	4
Nominating Committee	1	1	1	1 ^(b)	1 ^(b)	1
Remuneration Committee	3	3	3	3 ^(b)	3	3 ^(b)
Strategy Committee	1	1	1 ^(b)	1	1	1 ^(b)

Notes:

- (a) These directors have interests or are deemed to be interested in a proposed acquisition and they recused themselves from attending three meetings in relation to a proposed acquisition that was subsequently aborted.
- (b) Attended AC, NC, RC or SC meetings (as the case may be) by invitation.

The SC was established to provide guidance to the management in the development and implementation of strategy and strategic initiatives and to make recommendations to the Board on such matters. During the financial year, ad-hoc meetings and conference calls were held between members of the SC (either individually or as a group) with the management to brainstorm and map out initiatives and strategies. This culminated in an annual strategy session with the management to review and develop the Group's strategy over different time horizons which was eventually approved by the Board. In addition, the Group's strategy was reviewed from time to time during the financial year through several ad-hoc discussions and telephone conferences in response to matters as they arise. The SC had provided guidance to the management on strategic initiatives and their implementation several times in the course of the financial year.

Corporate Governance Report

As at the date of this report, the SC is made up of three members, all of whom are non-executive directors:

Mr. Christopher P. Lee (Chairman, Non-executive Director)
Mr. Yeo Wico (Member, Independent Director)
Mr. Robert Gaines-Cooper (Member, Non-executive Director)

Principle 2: Board Composition and Guidance

The Board has five members, all of whom are non-executive directors. Two of the five directors are independent directors and they are Mr. Yeo Wico and Mr. Ng Cher Yan. Details of the directors' shareholdings in the Company are set out in the Directors' Statement.

The Board's adoption of the independence concept is in line with the definition of an "independent director" set out in the Code. The key elements of fulfilling the criteria of an independent director are that, he is not a member of the management and is free of relationships with the Company, related corporations, its 10% shareholders¹, or its officers that could interfere or be reasonably perceived to interfere with the directors' exercise of independent judgement or the directors' ability to act in the interests of the Company. Every director is expected to act in good faith and always in the best interests of the Company.

The directors contribute positively to the Company with their expertise and knowledge in business, accounting, finance, law and management. They also bring with them impartial judgement and independence in decision making at the Board level and every director shares equal responsibility on the Board. The Board is of the view that its current composition comprises persons who, as a group, provide the appropriate balance and diversity of skills, experience and knowledge of the Company, as well as complementary competencies in industry knowledge and customer-based experience, to meet the Group's needs. The Company will continue to decide on appointments to the Board having regard to the merit of candidates and believes that doing so will be consistent with achieving a diversity of perspectives described above. From a gender diversity perspective, the Board has a female representation when Mrs. Gaines-Cooper joined the Board in November 2016.

The NC is also of the view that the current Board size is adequate, taking into consideration the nature and scope of the Group's operations.

The Company's Constitution requires all directors to offer themselves for re-nomination and re-election at regular intervals of at least once every three years. In addition, if a director is appointed by the Board between annual general meetings ("AGMs"), that director is to offer himself for retirement and re-election at the AGM immediately following his appointment. Thereafter, he is subject to retirement by rotation at least once every three years.

The directors standing for re-election at the forthcoming AGM under Article 115 of the Company's Constitution are Mr. Robert Gaines-Cooper and Mrs. Jane Rose Philomene Gaines-Cooper. At the recommendation of the NC and as approved by the Board, both Mr. Gaines-Cooper and Mrs. Gaines-Cooper will be seeking re-election as directors at this forthcoming AGM. Mr. Gaines-Cooper is a non-executive director. If Mr. Gaines-Cooper is re-elected, he will remain as a member of the RC and SC. Mrs. Gaines-Cooper is a non-executive director. If Mrs. Gaines-Cooper is re-elected, she will remain as a member of the AC and NC. Key information on Mr. and Mrs. Gaines-Cooper can be found on page 8 of the Annual Report 2018. Mr. Gaines-Cooper is a controlling shareholder of the Company. He is the Chairman and a director of Venner Capital S.A. ("Venner"), the latter being an interested person as described in Section 2 of the Appendix 1 to the Company's Circular to Shareholders dated November 5, 2018. Mrs. Gaines-Cooper is the spouse of Mr. Gaines-Cooper and is the President and a director of Venner. Mr. Christopher P. Lee is a director of Venner and the chief executive officer of Venner Medical International Inc, a subsidiary of Venner. Apart from the relationships disclosed above, there are no material relationships (including immediate family relationships) between them and the other directors of the Company. The NC recommends the re-election and re-appointment

¹ The term "10% shareholders" refers to person who has an interest or interests in one or more voting shares in the company; and the total votes attached to that share, or those shares, is not less than 10% of the total votes attached to all the voting shares in the company. "Voting shares" exclude treasury shares.

Corporate Governance Report

of these directors after assessing their contribution and performance (including attendance, preparedness and participation) and their effectiveness as directors. The Board has accepted the NC's recommendation. Each member of the NC and Board had abstained from deliberating on his/her own re-nomination as a director. A brief profile of each director is set out in the "Board of Directors" section of this annual report.

In the course of the financial year, the NC assessed the independence of Board members in light of Guideline 2.4 of the Code which requires that the independence of any director who has served on the Board beyond nine years, from the date of first appointment, be subject to particularly rigorous review.

Amongst the two independent directors, Mr. Yeo Wico has served as an independent director of the Company for more than nine years from his date of first appointment to the Board. The Board had conducted a rigorous review of the contributions and independence of Mr. Yeo and also engaged Foo Kon & Tan LLP to carry out an independent review. The Board (with Mr. Yeo recused from deliberating) agreed that Mr. Yeo had expressed his views independently at all times, objectively and constructively challenged the assumptions and viewpoints presented by the management and actively participated in deliberations at Board meetings. In this context, the Board is satisfied that Mr. Yeo's long tenure does not impair his independence and he is able to discharge his duties as a director independently and objectively. He remained independent in character and judgement and there are no relationships or circumstances which are likely to affect his judgement. In addition, the Board also reviews the performance of Mr. Yeo and concludes that he has gained good understanding of the Group's business and operations, and will be able to continue to bring invaluable expertise, experience and knowledge to the Board. The Board is therefore satisfied with Mr. Yeo's performance and continued independence.

Principle 3: Chairman and Chief Executive Officer

The positions of Chairman and Chief Executive Officer are held by separate persons in order to maintain an effective segregation of duties and an appropriate balance of power. Mr. Yeo Wico is our independent non-executive Chairman. He is responsible for the control over the quality and timeliness of the flow of information between management and the Board and ensuring compliance with the Group's guidelines on corporate governance. He also ensures that Board meetings are held on a regular basis.

Mr. Cheng Liang was appointed as our Acting Chief Executive Officer on October 31, 2014 and he assumed the permanent role of Group Chief Executive Officer on November 1, 2018. He has been part of the senior management team of the Group and he does not sit on the Board.

Our Chairman and our Group Chief Executive Officer are not related.

The Board does not have a lead independent director. The NC and the Board are of the view that the appointment of a lead independent director is not necessary as the Board has sufficient independence given that (a) the Chairman and the Chief Executive Officer are separate persons; (b) the Chairman and the Chief Executive Officer are not family members; (c) the Chairman is not part of the management team; and (d) the Chairman is an independent director.

Principle 4: Board Membership

Principle 5: Board Performance

Nominating Committee

As at the date of this report, the NC is made up of three members, all of whom are non-executive directors:

Mr. Yeo Wico (Chairman, Independent Director)

Mr. Ng Cher Yan (Member, Independent Director)

Mrs. Jane Rose Philomene Gaines-Cooper (Member, Non-executive Director)

Corporate Governance Report

The NC is entrusted with the specific task of recommending to the Board all Board appointments. This function extends to recommendations by the NC on re-nominations having regard to the director's contribution and performance. Factors taken into account include the director's attendance and participation at Board meetings and Board committee meetings in the financial year under review, whether the Board and the management have benefited from an open and healthy exchange of views and ideas and the director's competencies and contributions.

Periodic reviews of the Board composition, including selection of candidates for new appointments to the Board, are made by the NC as part of the Board's renewal process. In considering candidates for new appointments to the Board, the NC takes into account various factors including the current and mid-term needs and goals of the Company, as well as the relevant expertise of the candidates and their potential contributions to the Board. Candidates would be considered against objective criteria, having due regard for the benefits of diversity on the Board.

The NC is also charged with determining, on an annual basis and where circumstances require, whether a director is independent and, where a director has multiple board representations, whether the director is able to and has been adequately carrying out his duties as a director of the Company. In determining the independence of directors annually, the NC has reviewed and is of the view that Mr. Yeo and Mr. Ng are independent. The NC also reviewed and is satisfied that the non-executive directors who sit on multiple boards have been able to devote time and attention to the affairs of the Company to fulfil their duties as directors of the Company.

The NC is also mandated to undertake reviews on the performance of the Board as a whole, its Board committees, the contribution by each director to the effectiveness of the Board and training and professional development programmes for the Board. The NC assesses the performance and effectiveness of the Board and the contribution of each director as a whole on an annual basis. To do so, the NC has put in place a process whereby directors are requested to complete an evaluation questionnaire. The performance criteria in respect of the performance of the Board and Board committees include assessment of the Board's size and composition, access to information, processes and accountability and Board committees' performance in relation to discharging their responsibilities set out in their respective terms of reference. Individual directors are assessed on the director's attendance record, preparedness for meetings, participation level and contribution at meetings, analytical skills, knowledge as well as overall contribution to the Board and the Board committees, as appropriate. Each member of the NC abstains from voting on any resolution in respect of the assessment of his/her own performance or re-nomination as a director.

The number of meetings held by the NC and the attendance of its members are set out in the table of meetings on page 14 in this annual report.

Consistent with the Code, the Chairman of the NC is independent and is not associated with the 10% shareholders of the Company.

The NC and the Board in principle support limiting the number of directorships that an independent director can effectively serve. However, the NC and the Board are of the view that the effectiveness of each of the independent directors is best assessed by a qualitative assessment of the director's contributions as well as by taking into account each director's listed company board directorships, and any other relevant time commitments. If a quantitative limit on the number of directorships is imposed, the NC and the Board may have omitted outstanding individuals who, despite the demands on their time, have the capacity to participate and contribute as new members of the Board. All Board members have also confirmed that they are able to commit sufficient time for the scheduled meetings and other ad-hoc meetings, and devote appropriate time for such meetings. Such confirmations are taken into account in the NC's assessment of directors' contributions.

The Board does not encourage the appointment of alternate directors, and currently none of the Board members has an alternate director.

Corporate Governance Report

Principle 6: Access to Information

Principle 10: Accountability

The agenda and full set of Board papers for consideration are distributed to all members of the Board before the meetings of the Board to ensure that directors could study them and obtain further information and explanation, and where necessary, Board members have separate and independent access to senior management and the company secretary at all times. The Board as a whole or an individual Board member may also obtain independent professional advice, if necessary, at the Company's expense.

Apart from the strategy session conducted by the SC, the company secretary attended all Board meetings and Board committee meetings conducted during the year. The company secretary works with the Chairman to ensure that Board procedures are followed and that the Company complies with the requirements of the Companies Act, Cap. 50 and of the SGX-ST, respectively, which are applicable to the Company. The appointment and the removal of the company secretary are subject to the Board's approval.

The management provides directors with quarterly management accounts. In addition, information on salient developments and material transactions are also provided to directors as and when they arise.

REMUNERATION MATTERS

Principle 7: Procedures for Developing Remuneration Policies

As at the date of this report, the RC comprises the following members, all of whom are non-executive directors:

Mr. Ng Cher Yan (Chairman, Independent Director)

Mr. Yeo Wico (Member, Independent Director)

Mr. Robert Gaines-Cooper (Member, Non-executive Director)

The role of the RC is to recommend to the Board a framework of remuneration for the Board and key management personnel and to determine the remuneration packages for directors, chief executive officer and key management personnel of the Group. In its review, the RC's objective is to establish a remuneration policy that would be appropriate to attract, retain and motivate a pool of executive talent by ensuring that individual performance and reward are reflective of the business objectives of the Group. The RC also reviews the Company's obligations arising in the event of termination of the chief executive officer's and key management personnel's contracts of service to ensure that such contracts of service contain fair and reasonable termination clauses which are not overly generous. The RC will have access to expert advice in the field of executive compensation, when required.

The fees to be paid to the directors are subject to shareholders' approval at the Company's annual general meeting every year. The proposed fees are determined after considering factors such as effort and time spent, contribution from the directors and market practice.

The number of meetings held by the RC and the attendance of its members are set out in the table of meetings on page 14 in this annual report.

Corporate Governance Report

Principle 8: Level and Mix of Remuneration

Principle 9: Disclosure of Remuneration

The remuneration paid to each of the directors, the Group Chief Executive Officer and the top five key management personnel for the year ended July 31, 2018 are set out below:

Remuneration band	Salary	Bonus	Director's Fees	Total Remuneration
Name of director	%	%	%	%
Below \$250,000				
Yeo Wico	-	-	100	100
Robert Gaines-Cooper	-	-	100	100
Ng Cher Yan	-	-	100	100
Christopher P. Lee	-	-	100	100
Jane Rose Philomene Gaines-Cooper	-	-	100	100

Share options may be granted pursuant to the Vicplas International Share Option Plan to acknowledge the contributions made by relevant non-executive directors (not being a controlling shareholder or his associate) to the success of the Company and/or the Group. The share options are not intended as an alternative to paying directors' fees in cash or other form of emoluments in respect of their office, and thus not required to be put to shareholders for further approval whether for the purposes of Section 169 of the Companies Act, Cap. 50 or the Company's Constitution. Nonetheless, as a matter of openness and transparency, the Company considers it good practice to table proposed grants of share options to any non-executive director at future AGMs for shareholders' approval. There were no share option grants made to directors in the financial year under review. All share options granted to directors in previous financial years have been disclosed in the Company's Annual Report for the respective financial years. Information on the directors of the Company holding office at the end of the financial year and the share options held by them is set out in the Directors' Statement on page 25 and page 28 respectively of this Annual Report.

Corporate Governance Report

Remuneration band				
Name of Acting Group Chief Executive Officer and top five key management personnel	Salary	Bonus	Other Benefits	Total Remuneration
	%	%	%	%
S\$500,000 to S\$749,999				
Walter Tarca	73	15	12	100
S\$250,000 to S\$499,999				
Cheng Liang**	54	32	14	100
Cheng Hsheng @ Zhong Zixian	55	24	21	100
Gan Ying Hui	60	26	14	100
Below S\$250,000				
Toon Ching Liang, Aiken	66	22	12	100
Chong Joo San*	68	10	22	100

Note:

* Resigned effective February 28, 2018

** Appointed as Group Chief Executive Officer effective November 1, 2018

The Company adopts a remuneration policy for staff that is primarily performance based. Remuneration comprises a fixed and a variable component. The fixed component consists of a base salary, fixed allowance and an annual wage supplement. The variable component is in the form of a variable bonus that is linked to the Company's and the individual's performance. The Company also has in place the Vicplas International Share Option Plan to reward and retain eligible directors and employees whose services are vital to the Group's success. For information on the Vicplas International Share Option Plan, please refer to pages 26 to 28 of this annual report.

Other than Mr. Cheng Hsheng @ Zhong Zixian, there are no persons occupying managerial positions in the Company or any of its principal subsidiaries who are related to a director or chief executive officer or substantial shareholder of the Company for FY2018.

Mr. Cheng Hsheng @ Zhong Zixian (Group Operations Director) is the son of Mr. Cheng Liang (Group Chief Executive Officer) and his remuneration is within the band of S\$250,000 to S\$300,000. He holds 2,000,000 options under the Vicplas International Share Option Plan as at the end of FY2018. Other than Mr. Cheng Hsheng @ Zhong Zixian, there is no immediate family member of a director or the chief executive officer who is employed in the Group.

The aggregate remuneration paid to the top five key management personnel (who are not directors or the chief executive officer) for FY2018 is S\$1,540,000.

Due to competitive reasons and confidentiality and sensitivity of remuneration matters, the Company has disclosed only the remuneration mix and remuneration band of each individual director, the Acting Group Chief Executive Officer and the top five key management personnel on a named basis.

The Company is of the view that the information disclosed in this annual report should be sufficient for shareholders of the Company to form an adequate understanding of the Company's remuneration policies and practice. The Company believes that full disclosure of remuneration of each individual director and the top key management personnel on a named basis could be disadvantageous to the Group's business interest, given the highly competitive industry conditions.

Corporate Governance Report

Principle 11: Risk Management and Internal Controls

The Board recognises the importance of maintaining a sound system of internal controls, covering not only the financial, but also operational, compliance and information technology controls, including risk management, to safeguard shareholders' interests and the Group's assets. Procedures are in place to identify and manage major business risks and evaluate potential financial effects.

The Board is continuously looking into the adequacy and improvement of its system of internal controls.

The Board has received assurance from the Group Chief Executive Officer and Chief Financial Officer that the financial records have been properly maintained and the financial statements give a true and fair view of the Group's operations and finances, and the system of risk management and internal controls in place is adequate and effective in addressing the material risks in the Group in its current business environment. During the financial year under review, the AC has reviewed the adequacy and effectiveness of the Group's internal controls and risk management systems. Based on reviews conducted by the management, work performed by the internal and external auditors, assurances from the Group Chief Executive Officer and the Chief Financial Officer on the financial records and effectiveness of the Company's internal controls and risk management systems, the Board, with the concurrence of the AC, is satisfied that the internal controls and risk management systems in place are adequate and effective in addressing material risks relating to the Group's financial, operational, compliance and information technology controls as at July 31, 2018.

The Company has a Whistle-Blowing Policy in place and it covers employees (both permanent and temporary) of the Group and all external parties who have a business relationship with the Group, by providing them with well-defined and accessible channels for them to report in good faith and confidence, their concerns about possible improprieties in financial reporting or other matters, and to ensure independent investigation of such matters and appropriate follow-up action. External parties include, but are not limited to, customers, suppliers and contractors. Whistleblowers may also email their concerns to concerns@vicplas.com.sg. This email account is monitored by the Group Senior Human Resources Manager.

Principle 12: Audit Committee

The AC comprises three members, all of whom are non-executive directors and two of whom are independent directors. The members of the AC at the date of this report are:

Mr. Ng Cher Yan (Chairman, Independent Director)

Mr. Yeo Wico (Member, Independent Director)

Mrs. Jane Rose Philomene Gaines-Cooper (Member, Non-executive Director)

The AC held four meetings during the financial year ended July 31, 2018. The AC reviews issues of accounting policy and presentation of external financial reporting as well as the internal financial control, for which the directors are responsible. The following are some of the functions performed by the AC:

- reviewed with the internal auditor and external auditor, their audit plan, the results of their examinations and their evaluation of the system of internal accounting controls, the external auditor's management letter and management's response to it and the external auditor's audit report;
- reviewed interested person transactions;
- reviewed the half-yearly and annual financial statements of the Company and the consolidated financial statements of the Group, including proposed announcements of the financial results prior to submission to the Board; and
- nominated the external auditor for re-appointment.

Corporate Governance Report

To effectively discharge its responsibilities, the AC has full access to and the co-operation of Group's management. Full resources are made available to the AC to enable it to discharge its functions properly. The AC has full discretion to invite any director and executive to attend its meetings. The AC met with the internal auditor and external auditor separately without the presence of management. The AC members take steps to keep abreast of the changes to accounting standards and issues which have a direct impact on financial statements through attendance at briefings by the external auditor or other professionals and are appropriately qualified to discharge their responsibilities.

The AC having reviewed the non-audit services provided by the external auditor to the Group and being satisfied that the fee of S\$27,700 paid for the non-audit services (being tax advisory) in the financial year 2018 will not prejudice the independence and objectivity of the external auditor, has recommended to the Board, the nomination of Deloitte & Touche LLP for re-appointment as external auditor of the Company. The aggregate amount of audit and non-audit fees paid to the external auditor in the year under review can be found at note 29 to the financial statements, at page 94 of this annual report.

The Company confirms that it has complied with Rules 712 and 715 of the SGX-ST Listing Manual.

Principle 13: Internal Audit

The Group outsourced its internal audit function to Foo Kon Tan Advisory Services Pte. Ltd., an accounting firm that is not affiliated to the external auditor. The internal audit function is independent of the activities it audits and has unrestricted access to the documents, records, properties and personnel in the Group. The internal auditor reports to the AC Chairman and assists in monitoring and updating risks and adequacy of the internal controls systems. The internal auditor assists management to identify, evaluate and update significant risks and develops risks based audit plan for review and approval by the AC.

The Company maintains an enterprise risk assessment report which provides an overview of the Group's key risks as well as the various mitigation controls to manage the risks. The internal auditor assists management to update the enterprise risk assessment report on a biennial basis. The enterprise risk assessment report is presented to and approved by the AC.

Principle 14: Shareholders Rights and Responsibilities

Principle 15: Communication with Shareholders

Principle 16: Conduct of Shareholders' Meetings

The Board believes in regular, timely and effective communications with shareholders. In addition to the mandatory public announcements made through the SGXNet, timely release of the financial results provides shareholders with an overview of the Group's performances and operations. The principal forum for dialogue with shareholders remains the AGM, during which shareholders are encouraged to raise questions and participate in discussions pertaining to the operations and financials of the Group. The Company's external auditor is also present to address questions raised by shareholders at general meetings. In addition, the Company also attends to enquiries from shareholders, analysts and the press on an ad-hoc basis. Such enquiries are handled by the management staff and independent director listed below in lieu of a dedicated investor relations team. Any queries and concerns regarding the Group can be conveyed to the following persons:

Ms. Gan Ying Hui, Chief Financial Officer
Telephone no.: 6349 3875
Facsimile no.: 6349 3877
Email: ganyinghui@vicplas.com.sg

Mr. Cheng Hsheng @ Zhong Zixian, Group Operations Director
Telephone no.: 6349 3818
Facsimile no.: 6349 3877
Email: jaycheng@vicplas.com.sg

Corporate Governance Report

Mr. Cheng Liang, Group Chief Executive Officer
Telephone no.: 6349 3868
Facsimile no.: 6349 3877
Email: e_cheng@vicplas.com.sg

Mr. Ng Cher Yan, Independent Director and AC Chairman
Telephone no.: 6883 1188
Facsimile no.: 6349 3877
Email: cy@pluslp.com

The Board ensures that issues or matters requiring shareholders' approval are tabled in the form of separate and distinct resolutions at general meetings on each distinct issue. Explanatory notes are included in the AGM notice to provide further information on the agenda items of the AGM. Resolutions tabled at general meetings are voted by poll and the number of votes cast for and against each resolution and the respective percentage will be disclosed. The Company will appoint an independent external party as scrutineer for the poll voting process. Prior to the commencement of the general meeting, the scrutineer would review the proxies and proxy process. Shareholders were informed of the voting process at each general meeting. Detailed results of the poll votes for each resolution will be promptly disclosed on the SGXNET after the general meetings. The company secretary will prepare minutes of general meetings held which will be made available to shareholders upon request.

DEALINGS IN SECURITIES

The Company has a policy governing dealings in the Company's securities by its directors and executives of the Group which is based on the best practices set out in Rule 1207(19) of the SGX-ST Listing Manual. The Company's internal Code of Best Practices on Securities Transactions ("Internal Code") emphasises that the law on insider dealing is applicable at all times notwithstanding that there may be certain window periods for them to deal in the shares of the Company. The Internal Code also enables the Company to monitor such share transactions by requiring executives to report to the Company whenever they deal in the Company's shares. In addition, the directors, key officers and employees of the Group are discouraged from dealing in the Company's securities on short term considerations and during the period one month prior to the announcement of the Group's half year and full year results, respectively.

INTERESTED PERSON TRANSACTIONS

The Company has established procedures to ensure that all transactions with interested persons are reported on in a timely manner to the AC and that the transactions are on an arm's length basis. All interested transactions are subject to review by the AC to ensure compliance with the established procedures.

Renewal of the Company's Shareholders' Mandate for interested person transactions will be tabled at the forthcoming AGM to authorise the carrying on of mandated transactions with interested persons until the next annual general meeting of the Company.

Corporate Governance Report

The following disclosures are made pursuant to Rule 907 of the SGX-ST Listing Manual.

Name of interested person	Aggregate value of all interested person transactions during the financial year under review (excluding transactions less than S\$100,000 and transactions under shareholders' mandate pursuant to Rule 920)	Aggregate value of all interested person transactions conducted under shareholders' mandate pursuant to Rule 920 (excluding transactions less than S\$100,000)
	\$'000	\$'000
Venner Capital S.A. and subsidiaries and related parties	302	2,092

MATERIAL CONTRACTS

Other than the interested person transactions conducted under the shareholders' mandate, there are no material contracts to which the Company or any subsidiary is a party and which involve directors', chief executive officer's and/or controlling shareholders' interest subsisted at, or have been entered into since the end of the previous financial year.

FINANCIAL RISKS AND MANAGEMENT

Information relating to financial risks and management are set out in elsewhere in this annual report.

SUSTAINABILITY REPORT

In accordance with Rule 711A of the SGX-ST Listing Manual, the inaugural sustainability report of the Company for its financial year ended July 31, 2018 ("Sustainability Report") will be issued by July 31, 2019. Stakeholders may access and obtain a copy of the Sustainability Report when it is issued on the Company's website.

Directors' Statement

The directors present their statement together with the audited consolidated financial statements of the Group and statement of financial position and statement of changes in equity of the Company for the financial year ended July 31, 2018.

In the opinion of the directors, the consolidated financial statements of the Group and the statement of financial position and statement of changes in equity of the Company as set out on pages 35 to 100 are drawn up so as to give a true and fair view of the financial position of the Group and of the Company as at July 31, 2018 and the financial performance, changes in equity and cash flows of the Group and changes in equity of the Company for the financial year then ended and at the date of this statement, there are reasonable grounds to believe that the Company will be able to pay its debts when they fall due.

1 DIRECTORS

The directors of the Company in office at the date of this statement are:

Yeo Wico
Ng Cher Yan
Christopher P. Lee
Robert Gaines-Cooper
Jane Rose Philomene Gaines-Cooper

2 ARRANGEMENTS TO ENABLE DIRECTORS TO ACQUIRE BENEFITS BY MEANS OF THE ACQUISITION OF SHARES AND DEBENTURES

Neither at the end of the financial year nor at any time during the financial year did there subsist any arrangement where the Company was a party to, whose object is to enable the directors of the Company to acquire benefits by means of the acquisition of shares or debentures in the Company or any other body corporate, except for the options mentioned in paragraphs 3 and 4 of the Directors' Statement.

3 DIRECTORS' INTERESTS IN SHARES AND DEBENTURES

The directors of the Company holding office at the end of the financial year had no interests in the share capital and debentures of the Company and related corporations as recorded in the register of directors' shareholdings kept by the Company under Section 164 of the Singapore Companies Act except as follows:

Name of directors and company in which interests are held	Shareholdings registered in name of director		Share options to subscribe for ordinary shares	
	At beginning of year	At end of year	At beginning of year	At end of year
The Company - Vicplas International Ltd (Ordinary shares)				
Yeo Wico	6,021,738	8,771,738	5,250,000	2,500,000
Ng Cher Yan	3,217,390	3,217,390	-	-
Christopher P. Lee	750,000	2,250,000	2,250,000	750,000
Jane Rose Philomene Gaines-Cooper	5,000,000	5,000,000	-	-

Directors' Statement

3 DIRECTORS' INTERESTS IN SHARES AND DEBENTURES (cont'd)

Name of directors and company in which interests are held	Shareholdings registered in name of director		Shareholdings in which directors are deemed to have an interest	
	At beginning of year	At end of year	At beginning of year	At end of year
The Company - Vicplas International Ltd (Ordinary shares)				
Robert Gaines-Cooper ⁽¹⁾	10,849,400	18,854,200	280,852,441	280,852,441

- (1) Venner Capital S.A. ("Venner") is owned by the Bird Island Trust, a fully discretionary trust under Liechtenstein law, the trustee of which is CTX Treuhand AG, a trust company based in Liechtenstein. Mr. Robert Gaines-Cooper is presently the sole beneficiary and Mrs. Jane Rose Philomene Gaines-Cooper is the protector under the trust. Mr. Robert Gaines-Cooper is deemed to be interested in the shares of the Company owned by Bird Island Trust through Venner.

By virtue of Section 7 of the Singapore Companies Act, Mr. Robert Gaines-Cooper is deemed to have an interest in the Company and in all the subsidiaries of the Company.

The directors' interests in the shares and options of the Company at August 21, 2018 were the same as at July 31, 2018.

4 SHARE OPTIONS

(a) Vicplas International Share Option Plan

Vicplas International Share Option Plan (the "Plan") was approved by the shareholders of the Company at an Extraordinary General Meeting held on September 20, 2010.

The Plan is administered by the Board of Directors whose members are disclosed in paragraph 1 above.

The directors did not participate in any deliberation or decision in respect of the options granted where they were the beneficiary.

The Plan is designed to reward and retain eligible participants whose services are vital to the Group's well-being and success.

Under the Plan, options granted to the directors and employees may, except in certain special circumstances, be exercised for the vested options at any time after one year but no later than the expiry date. The ordinary shares of the Company ("Shares") under option may be exercised in full or in part, on the payment of the exercise price. The exercise price is based on the average of closing prices of the Shares on the Singapore Exchange Securities Trading Limited for the three market days immediately preceding the date of grant. The Board of Directors may at its discretion fix the exercise price at a discount not exceeding 20% to the above price. No options have been granted at a discount.

Under the rules set out in the Plan, Non-Executive Directors, and employees of the Group are eligible to participate provided that they are not controlling shareholders or associates of controlling shareholders.

The directors of the Company are authorised to offer and grant options in accordance with the provisions of the Plan, and to allot and issue such number of Shares pursuant to the exercise of options under the Plan, provided that the aggregate number of new Shares allotted and issued under the Plan shall not exceed 15% of the total number of issued Shares excluding treasury shares and subsidiary holdings.

Directors' Statement

4 SHARE OPTIONS (cont'd)

(b) Unissued Shares under option and options exercised

The number of Shares available under the Plan shall not exceed 15% of the total number of issued shares excluding treasury shares and subsidiary holdings of the Company. The number of outstanding share options at year end under the Plan are as follows:

Number of options to subscribe for ordinary shares of the Company

Date of grant	Balance at August 1, 2017	Exercised	Forfeited	Balance at July 31, 2018	Exercise price per share	Exercisable period
April 1, 2011	500,000	-	(500,000)	-	\$0.075	April 2, 2012 to April 1, 2021
March 27, 2014	1,500,000	(1,500,000)	-	-	\$0.067	March 28, 2015 to March 27, 2019
November 19, 2014	2,250,000	(1,500,000)	-	750,000	\$0.073	November 20, 2015 to November 19, 2019
January 18, 2016	3,750,000	(1,250,000)	-	2,500,000	\$0.115	January 19, 2017 to January 18, 2021
January 18, 2016	10,000,000	-	-	10,000,000	\$0.115	January 19, 2017 to January 18, 2026
January 23, 2017	13,000,000	-	-	13,000,000	\$0.108	January 24, 2018 to January 23, 2022
Total	<u>31,000,000</u>	<u>(4,250,000)</u>	<u>(500,000)</u>	<u>26,250,000</u>		

In respect of options granted to employees of related corporations, no options were granted during the financial year. The total number of options granted to employees of related corporations from the commencement of the Plan to the end of the financial year has decreased from 29,000,000 as at July 31, 2017 to 26,500,000 as at July 31, 2018.

Holders of the above share options have no right to participate by virtue of the option in any share issue of any other company. The following employees have received 5% or more of the total options available under this Plan:

Name of employee	Aggregate options granted since commencement of the Plan to the end of financial year	Aggregate options exercised since commencement of the Plan to the end of financial year	Aggregate options forfeited since commencement of the Plan to the end of financial year	Aggregate options outstanding as at the end of financial year
Cheng Liang	5,000,000	(2,500,000)	-	2,500,000
Chong Joo San (Resigned on February 28, 2018)	2,500,000	(2,000,000)	(500,000)	-
Cheng Hsheng	3,000,000	(1,000,000)	-	2,000,000
Walter Tarca	10,000,000	-	-	10,000,000
Gan Ying Hui	2,500,000	-	-	2,500,000
Eu Kok Hsian	2,000,000	-	-	2,000,000
	<u>25,000,000</u>	<u>(5,500,000)</u>	<u>(500,000)</u>	<u>19,000,000</u>

There are no options granted to any of the Company's controlling shareholders or their associates (as defined in the Singapore Exchange Securities Trading Listing Manual).

Directors' Statement

4 SHARE OPTIONS (cont'd)

- (c) The information on directors of the Company holding office at the end of the financial year and participating in the Plan is as follows:

Name of director	Options granted during the financial year	Aggregate options granted since commencement of the Plan to the end of financial year	Aggregate options exercised since commencement of the Plan to the end of financial year	Aggregate options outstanding as at the end of financial year
Yeo Wico	-	11,000,000	(8,500,000)	2,500,000
Ng Cher Yan	-	3,000,000	(3,000,000)	-
Christopher P. Lee	-	3,000,000	(2,250,000)	750,000
	-	17,000,000	(13,750,000)	3,250,000

5 AUDIT COMMITTEE

The Audit Committee of the Company is chaired by Mr. Ng Cher Yan (independent non-executive director) and includes Mr. Yeo Wico (independent non-executive director) and Mrs. Jane Rose Philomene Gaines-Cooper (non-executive director).

The Audit Committee has met four times since the last Annual General Meeting ("AGM") and has reviewed the following, where relevant, with the management, external and internal auditors of the Company:

- the audit plans and results of the internal auditor's examination and evaluation of the Group's systems of internal accounting controls;
- the Group's financial and operating results and accounting policies;
- the consolidated financial statements of the Group and statement of financial position and statement of changes in equity of the Company before their submission to the directors of the Company and external auditor's report on those financial statements;
- the half-yearly and annual announcements as well as the related press releases on the results and financial position of the Company and the Group;
- the co-operation and assistance given by the management to the Group's external auditor; and
- the re-appointment of the external auditor of the Group.

The Audit Committee has full access to and has the co-operation of the management and has been given the resources required for it to discharge its function properly. It also has full discretion to invite any director and executive officer to attend its meetings. The external and internal auditors have unrestricted access to the Audit Committee.

The Audit Committee has recommended to the directors the nomination of Deloitte & Touche LLP for re-appointment as external auditor of the Company at the forthcoming AGM of the Company.

Directors' Statement

6 AUDITOR

The auditor, Deloitte & Touche LLP, has expressed its willingness to accept re-appointment.

ON BEHALF OF THE DIRECTORS

.....
Yeo Wico

.....
Ng Cher Yan

October 29, 2018

Independent Auditor's Report

to the Members of Vicplas International Ltd

Report on the Audit of the Financial Statements

Opinion

We have audited the accompanying financial statements of Vicplas International Ltd (the "Company") and its subsidiaries (the "Group"), which comprise the consolidated statement of financial position of the Group and the statement of financial position of the Company as at July 31, 2018, and the consolidated statement of profit or loss and other comprehensive income, consolidated statement of changes in equity and consolidated statement of cash flows of the Group and the statement of changes in equity of the Company for the year then ended, and notes to the financial statements, including a summary of significant accounting policies, as set out on pages 35 to 100.

In our opinion, the accompanying consolidated financial statements of the Group and the statement of financial position and statement of changes in equity of the Company are properly drawn up in accordance with the provisions of the Companies Act, Chapter 50 (the "Act") and Financial Reporting Standards in Singapore ("FRSs") so as to give a true and fair view of the consolidated financial position of the Group and the financial position of the Company as at July 31, 2018 and of the consolidated financial performance, consolidated changes in equity and consolidated cash flows of the Group and the changes in the equity of the Company for the year ended on that date.

Basis for Opinion

We conducted our audit in accordance with Singapore Standards on Auditing ("SSAs"). Our responsibilities under those standards are further described in the *Auditor's Responsibilities for the Audit of the Financial Statements* section of our report. We are independent of the Group in accordance with the Accounting and Corporate Regulatory Authority ("ACRA") *Code of Professional Conduct and Ethics for Public Accountants and Accounting Entities* ("ACRA Code") together with the ethical requirements that are relevant to our audit of the financial statements in Singapore, and we have fulfilled our other ethical responsibilities in accordance with these requirements and the ACRA Code. We believe that the audit evidence we have obtained is sufficient and appropriate to provide a basis for our opinion.

Key Audit Matters

Key audit matters are those matters that, in our professional judgement, were of most significance in our audit of the financial statements of the current year. These matters were addressed in the context of our audit of the financial statements as a whole, and in forming our opinion thereon, and we do not provide a separate opinion on these matters.

Independent Auditor's Report

to the Members of Vicplas International Ltd

Key audit matters	How the matter was addressed in the audit
<p>Impairment assessment of plant and equipment used in medical devices segment. (Refer to note 11 to the financial statements)</p> <p>As at July 31, 2018, the Group's carrying value of total property, plant and equipment ("PPE") amounted to \$20,166,000, of which \$11,861,000 relates to the medical devices segment.</p> <p>Management has identified the cash-generating unit ("CGU") of the medical devices segment and has concluded that all the subsidiaries in the medical devices segment in aggregate represent the lowest level of CGU in the medical devices segment.</p> <p>As the medical devices segment continues to incur a loss for the year ended July 31, 2018, there is a risk that the recoverable value of the PPE used in the medical devices segment may be lower than its carrying value, hence requiring an impairment charge to be recorded against those assets. The impairment assessment process involves significant management judgement and estimates in determining the key assumptions in the value-in-use ("VIU").</p> <p>The key assumptions made by management in determining the VIU include, amongst others, the revenue growth rates, gross operating margins, working capital changes, discount rate and terminal growth rate.</p>	<p>We obtained an understanding of the management's relevant control around the valuation methodology and valuation model by performing walk-through of the relevant control.</p> <p>We checked management's valuation model for arithmetic accuracy.</p> <p>We evaluated management's basis of determining all subsidiaries in the medical devices segment as one CGU.</p> <p>We evaluated and challenged the key assumptions including those related to future cash flow forecast, such as revenue growth rates, gross operating margins, working capital changes, discount rate and terminal growth rate.</p> <p>We also engaged our valuation specialist to review the reasonableness of the discount rate used in determining the VIU.</p> <p>We assessed the reliability of management's estimates by comparing the historical financial performance of the medical devices segment CGU against the budget.</p> <p>We also performed a sensitivity analysis around the key drivers to the future cash flow forecast, being the revenue growth rates, the gross operating margins and the discount rate.</p> <p>We have also assessed the appropriateness of the disclosures included in Notes 3 and 11 to the financial statements in relation to the key sources of estimation uncertainty and the key assumptions used.</p>
<p>Goodwill impairment assessment (Refer to note 13 to the financial statements)</p> <p>As at July 31, 2018, the Group has recorded goodwill of \$1,084,000 which arose from the acquisition of XentiQ (Pte.) Ltd. ("XentiQ") in February 2016.</p> <p>The entire goodwill has been allocated to the medical devices segment CGU as the objective of the acquisition of XentiQ is to expand the existing capability of the medical devices segment beyond manufacturing polymer devices to electro-mechanical devices, for its existing and new customers.</p> <p>Goodwill is reviewed for impairment at least annually. An impairment arises when the recoverable amount is less than the carrying value of the goodwill. Management has assessed the recoverable amount of the CGU using VIU. The underlying assumptions of the financial projections to determine the VIU has been explained above.</p>	<p>We evaluated management's basis of allocating the goodwill to the medical devices segment CGU.</p> <p>All the procedures performed in the impairment assessment of PPE as set out above were also applicable in reviewing the impairment assessment of the goodwill as the underlying financial projections were the same.</p> <p>In addition, we also assessed the appropriateness of the disclosures included in the Notes 3 and 13 to the financial statements in relation to the key sources of estimation uncertainty and the key assumptions used.</p>

Independent Auditor's Report

to the Members of Vicplas International Ltd

Key audit matters	How the matter was addressed in the audit
<p>Recoverability of deferred tax assets recognised arising from the unutilised tax losses in Forefront Medical Technology (Jiangsu) Co., Ltd (Refer to note 20 to the financial statements)</p> <p>The Group has recognised deferred tax assets amounting to \$2,500,000 as at July 31, 2018 arising primarily on unutilised tax losses of its subsidiary, Forefront Medical Technology (Jiangsu) Co., Ltd ("FJS"). These have been recognised on the basis that management expect FJS to realise the deferred tax assets.</p> <p>The estimates of the likely timing and level of future taxable profits together with future tax planning strategies require judgement and interpretation of tax law as well as estimating future profits determined based on significant management's judgement and estimation of the assumptions underlying the profit projections.</p>	<p>We obtained an understanding of the management's relevant control in preparing the future profit projections and performed walk-through of the relevant control.</p> <p>We checked management's profit projections model for arithmetic accuracy.</p> <p>We evaluated and challenged the key assumptions such as revenue growth rates and gross operating margins.</p> <p>We compared the historical financial performance of FJS against its prior year's budget to assess the reliability of management's estimates.</p> <p>We also performed a sensitivity analysis around the key drivers to the future profit projections, being the revenue growth rates and the gross operating margins.</p> <p>Based on the above procedures, we assessed management's estimates of the availability of future taxable profits in FJS to utilise the tax losses available before their respective time bar period.</p> <p>In addition, we also assessed the appropriateness of the disclosures included in the Notes 3 and 20 to the financial statements in relation to the key sources of estimation uncertainty and the carried forward unutilised tax losses and their respective expiry dates.</p>

Information Other than the Financial Statements and Auditor's Report Thereon

Management is responsible for the other information. The other information comprises the following sections included in the annual report, but does not include the financial statements and our auditor's report thereon:

- Statement by Chairman
- Operational and Financial Review
- Board of Directors
- Senior Management
- Organisation Structure
- Corporate Information
- Corporate Governance Report
- Directors' Statement
- Analysis of Shareholdings

Our opinion on the financial statements does not cover the other information and we do not express any form of assurance conclusion thereon.

Independent Auditor's Report

to the Members of Vicplas International Ltd

Information Other than the Financial Statements and Auditor's Report Thereon (cont'd)

In connection with our audit of the financial statements, our responsibility is to read the other information and, in doing so, consider whether the other information is materially inconsistent with the financial statements or our knowledge obtained in the audit or otherwise appears to be materially misstated. If, based on the work we have performed, we conclude that there is a material misstatement of this other information, we are required to report that fact. We have nothing to report in this regard.

Responsibilities of Management and Directors for the Financial Statements

Management is responsible for the preparation of financial statements that give a true and fair view in accordance with the provisions of the Act and FRSs, and for devising and maintaining a system of internal accounting controls sufficient to provide a reasonable assurance that assets are safeguarded against loss from unauthorised use or disposition; and transactions are properly authorised and that they are recorded as necessary to permit the preparation of true and fair financial statements and to maintain accountability of assets.

In preparing the financial statements, management is responsible for assessing the Group's ability to continue as a going concern, disclosing, as applicable, matters related to going concern and using the going concern basis of accounting unless management either intends to liquidate the Group or to cease operations, or has no realistic alternative but to do so.

The directors' responsibilities include overseeing the Group's financial reporting process.

Auditor's Responsibilities for the Audit of the Financial Statements

Our objectives are to obtain reasonable assurance about whether the financial statements as a whole are free from material misstatement, whether due to fraud or error, and to issue an auditor's report that includes our opinion. Reasonable assurance is a high level of assurance, but is not a guarantee that an audit conducted in accordance with SSAs will always detect a material misstatement when it exists. Misstatements can arise from fraud or error and are considered material if, individually or in the aggregate, they could reasonably be expected to influence the economic decisions of users taken on the basis of these financial statements.

As part of an audit in accordance with SSAs, we exercise professional judgement and maintain professional scepticism throughout the audit. We also:

- Identify and assess the risks of material misstatement of the financial statements, whether due to fraud or error, design and perform audit procedures responsive to those risks, and obtain audit evidence that is sufficient and appropriate to provide a basis for our opinion. The risk of not detecting a material misstatement resulting from fraud is higher than for one resulting from error, as fraud may involve collusion, forgery, intentional omissions, misrepresentations, or the override of internal control.
- Obtain an understanding of internal control relevant to the audit in order to design audit procedures that are appropriate in the circumstances, but not for the purpose of expressing an opinion on the effectiveness of the Group's internal control.
- Evaluate the appropriateness of accounting policies used and the reasonableness of accounting estimates and related disclosures made by management.

Independent Auditor's Report

to the Members of Vicplas International Ltd

Auditor's Responsibilities for the Audit of the Financial Statements (cont'd)

- Conclude on the appropriateness of management's use of the going concern basis of accounting and, based on the audit evidence obtained, whether a material uncertainty exists related to events or conditions that may cast significant doubt on the Group's ability to continue as a going concern. If we conclude that a material uncertainty exists, we are required to draw attention in our auditor's report to the related disclosures in the financial statements or, if such disclosures are inadequate, to modify our opinion. Our conclusions are based on the audit evidence obtained up to the date of our auditor's report. However, future events or conditions may cause the Group to cease to continue as a going concern.
- Evaluate the overall presentation, structure and content of the financial statements, including the disclosures, and whether the financial statements represent the underlying transactions and events in a manner that achieves fair presentation.
- Obtain sufficient appropriate audit evidence regarding the financial information of the entities or business activities within the Group to express an opinion on the consolidated financial statements. We are responsible for the direction, supervision and performance of the Group's audit. We remain solely responsible for our audit opinion.

We communicate with the directors regarding, among other matters, the planned scope and timing of the audit and significant audit findings, including any significant deficiencies in internal control that we identify during our audit.

We also provide the directors with a statement that we have complied with relevant ethical requirements regarding independence, and to communicate with them all relationships and other matters that may reasonably be thought to bear on our independence, and where applicable, related safeguards.

From the matters communicated with the directors, we determine those matters that were of most significance in the audit of the financial statements of the current year and are therefore the key audit matters. We describe these matters in our auditor's report unless law or regulation precludes public disclosure about the matter or when, in extremely rare circumstances, we determine that a matter should not be communicated in our report because the adverse consequences of doing so would reasonably be expected to outweigh the public interest benefits of such communication.

Report on Other Legal and Regulatory Requirements

In our opinion, the accounting and other records required by the Act to be kept by the Company and by those subsidiary corporations incorporated in Singapore of which we are the auditors have been properly kept in accordance with the provisions of the Act.

The engagement partner on the audit resulting in this independent auditor's report is Mr. Panjabi Sanjay Gordhan.

Deloitte & Touche LLP
Public Accountants and
Chartered Accountants
Singapore

October 29, 2018

Statements of Financial Position

July 31, 2018

	Note	Group		Company	
		2018 \$'000	2017 \$'000	2018 \$'000	2017 \$'000
ASSETS					
Current assets					
Cash and cash equivalents	7	7,892	16,313	235	2,035
Trade receivables	8	19,376	19,038	-	-
Other receivables	9	2,116	2,567	38,148	37,047
Inventories	10	11,992	5,928	-	-
Total current assets		41,376	43,846	38,383	39,082
Non-current assets					
Property, plant and equipment	11	20,166	17,488	-	-
Investment property	12	6,502	6,020	-	-
Intangible assets	13	1,201	1,181	-	-
Deferred tax assets	20	2,500	1,500	-	-
Subsidiaries	14	-	-	40,469	40,222
Joint venture	15	1,168	-	-	-
Total non-current assets		31,537	26,189	40,469	40,222
Total assets		72,913	70,035	78,852	79,304
LIABILITIES AND EQUITY					
Current liabilities					
Bank borrowings	16	2,810	1,331	-	-
Trade payables	17	4,490	2,795	-	-
Other payables	18	5,979	5,202	1,547	1,294
Finance leases	19	172	254	-	-
Income tax payable		15	576	-	41
Total current liabilities		13,466	10,158	1,547	1,335
Non-current liabilities					
Bank borrowings	16	-	15	-	-
Finance leases	19	142	314	-	-
Deferred tax liabilities	20	1,522	1,534	-	-
Total non-current liabilities		1,664	1,863	-	-
Capital and reserves					
Share capital	22	50,407	50,053	50,407	50,053
Treasury shares	22	(37)	(37)	(37)	(37)
Share option reserve	21	1,372	1,169	1,372	1,169
Currency translation reserve	23	(950)	(1,013)	-	-
Revaluation reserve	23	2,965	2,965	-	-
Retained earnings		4,071	4,900	25,563	26,784
Equity attributable to owners of the Company		57,828	58,037	77,305	77,969
Non-controlling interest		(45)	(23)	-	-
Total equity		57,783	58,014	77,305	77,969
Total liabilities and equity		72,913	70,035	78,852	79,304

See accompanying notes to financial statements.

Consolidated Statement of Profit or Loss and Other Comprehensive Income

Year ended July 31, 2018

	Note	Group	
		2018 \$'000	2017 \$'000
Revenue	24	68,673	63,710
Other income	25	2,682	4,074
Changes in inventories of finished goods and work-in-progress		1,142	(392)
Raw materials and consumables used		(29,095)	(25,724)
Purchase of finished goods for resale		(2,476)	(2,115)
Employee benefits expense		(21,273)	(18,971)
Depreciation and amortisation expenses		(3,572)	(3,404)
Changes in fair value of investment property	12	482	-
Other operating expenses	26	(14,836)	(13,289)
Finance costs	27	(147)	(132)
Profit before tax		1,580	3,757
Income tax	28	1,348	(591)
Profit for the year	29	2,928	3,166
Other comprehensive income (loss), net of tax:			
<i>Items that may be reclassified subsequently to profit or loss:</i>			
Exchange differences on translation of foreign operations, representing other comprehensive income (loss) for the year, net of tax		63	(195)
Total comprehensive income for the year		2,991	2,971
Profit for the year attributable to:			
Owners of the company		2,950	3,206
Non-controlling interests		(22)	(40)
		2,928	3,166
Total comprehensive income attributable to:			
Owners of the company		3,013	3,011
Non-controlling interests		(22)	(40)
		2,991	2,971
Earnings per share (in cents):			
Basic	30	0.59	0.64
Diluted	30	0.59	0.64

See accompanying notes to financial statements.

Statements of Changes in Equity

Year ended July 31, 2018

Note	Share capital	Treasury shares	Share option reserve	Currency translation reserve	Revaluation reserve	Retained earnings	Equity attributable to owners of the Company	Non-controlling interests	Total
	\$'000	\$'000	\$'000	\$'000	\$'000	\$'000	\$'000	\$'000	\$'000
<u>Group</u>									
Balance at August 1, 2016	49,807	(37)	1,039	(818)	2,965	5,445	58,401	17	58,418
Total comprehensive income for the year									
Profit for the year	-	-	-	-	-	3,206	3,206	(40)	3,166
Other comprehensive loss for the year	-	-	-	(195)	-	-	(195)	-	(195)
Total	-	-	-	(195)	-	3,206	3,011	(40)	2,971
Transactions with owners, recognised directly in equity									
Issue of share capital	22	246	-	-	-	-	246	-	246
Dividends	35	-	-	-	-	(3,751)	(3,751)	-	(3,751)
Recognition of share-based payment	21	-	-	130	-	-	130	-	130
Total		246	-	130	-	(3,751)	(3,375)	-	(3,375)
Balance at July 31, 2017	50,053	(37)	1,169	(1,013)	2,965	4,900	58,037	(23)	58,014
Total comprehensive income for the year									
Profit for the year	-	-	-	-	-	2,950	2,950	(22)	2,928
Other comprehensive income for the year	-	-	-	63	-	-	63	-	63
Total	-	-	-	63	-	2,950	3,013	(22)	2,991
Transactions with owners, recognised directly in equity									
Issue of share capital	22	354	-	-	-	-	354	-	354
Dividends	35	-	-	-	-	(3,779)	(3,779)	-	(3,779)
Recognition of share-based payment	21	-	-	203	-	-	203	-	203
Total		354	-	203	-	(3,779)	(3,222)	-	(3,222)
Balance at July 31, 2018	50,407	(37)	1,372	(950)	2,965	4,071	57,828	(45)	57,783

Statements of Changes in Equity

Year ended July 31, 2018

<u>Company</u>	<u>Note</u>	Share capital \$'000	Treasury shares \$'000	Share option reserve \$'000	Retained earnings \$'000	Total \$'000
Balance at August 1, 2016		49,807	(37)	1,039	28,004	78,813
Profit for the year, representing total comprehensive income for the year		-	-	-	2,531	2,531
Transactions with owners, recognised directly in equity						
Issue of share capital	22	246	-	-	-	246
Dividends	35	-	-	-	(3,751)	(3,751)
Recognition of share-based payment	21	-	-	130	-	130
Balance at July 31, 2017		50,053	(37)	1,169	26,784	77,969
Profit for the year, representing total comprehensive income for the year		-	-	-	2,558	2,558
Transactions with owners, recognised directly in equity						
Issue of share capital	22	354	-	-	-	354
Dividends	35	-	-	-	(3,779)	(3,779)
Recognition of share-based payment	21	-	-	203	-	203
Balance at July 31, 2018		50,407	(37)	1,372	25,563	77,305

See accompanying notes to financial statements.

Consolidated Statement of Cash Flows

Year ended July 31, 2018

	Group	
	2018	2017
	\$'000	\$'000
Operating activities		
Profit before income tax	1,580	3,757
Adjustments for:		
Allowance (Reversal of allowance) for doubtful trade receivables	105	(91)
Inventories written down to net realisable value	68	98
Amortisation of intangible assets	33	33
Depreciation of property, plant and equipment	3,539	3,371
Loss (Gain) on disposal of property, plant and equipment	9	(36)
Change in fair value of investment property	(482)	-
Interest income	(7)	(35)
Interest expense	147	132
Share-based payment expenses	203	130
Operating cash flows before movements in working capital	5,195	7,359
Trade receivables	(385)	(2,359)
Other receivables	575	565
Inventories	(6,275)	1,125
Trade payables	1,702	(113)
Other payables	768	429
Cash generated from operations	1,580	7,006
Interest paid	(147)	(132)
Interest received	7	35
Income taxes paid	(225)	(1,608)
Net cash from operating activities	1,215	5,301
Investing activities		
Purchase of property, plant and equipment (Note A)	(6,417)	(2,932)
Deposit for property, plant and equipment	(118)	-
Proceeds on disposal of property, plant and equipment	176	41
Addition to intangible assets	(53)	-
Investment in a joint venture	(1,168)	-
Payment for second tranche purchase consideration of a subsidiary	-	(500)
Net cash used in investing activities	(7,580)	(3,391)

Consolidated Statement of Cash Flows

Year ended July 31, 2018

	Group	
	2018	2017
	\$'000	\$'000
Financing activities		
Proceeds from (Repayment of) bank borrowings (net)	1,464	(198)
Repayment of obligations under finance leases	(254)	(330)
Proceeds from exercise of share options	354	246
Dividends paid	(3,779)	(3,751)
Net cash used in financing activities	(2,215)	(4,033)
Net decrease in cash and cash equivalents	(8,580)	(2,123)
Cash and cash equivalents at beginning of year	16,313	18,486
Effect of foreign exchange rate changes	159	(50)
Cash and cash equivalents at end of year (Note 7)	7,892	16,313

Note A

During the year, the Group acquired property, plant and equipment with an aggregate cost of \$6,426,000 (2017: \$2,618,000) of which \$117,000 (2017: \$108,000) remain unpaid at year end. Cash payments of \$6,417,000 (2017: \$2,932,000) were made to purchase property, plant and equipment of which \$108,000 (2017: \$422,000) pertains to payment of prior year outstanding balance.

See accompanying notes to financial statements.

Notes to Financial Statements

July 31, 2018

1 GENERAL

The Company (Registration No. 199805362R) is incorporated in Singapore with its principal place of business and registered office at 35 Joo Koon Circle, Singapore 629110. The Company is listed on the Mainboard of the Singapore Exchange Securities Trading Limited. The financial statements are expressed in Singapore dollars.

The principal activity of the Company is that of investment holding.

The principal activities of the subsidiaries are disclosed in Note 14 to the financial statements.

The consolidated financial statements of the Group and statement of financial position and statement of changes in equity of the Company for the financial year ended July 31, 2018 were authorised for issue by the Board of Directors on October 29, 2018.

2 SUMMARY OF SIGNIFICANT ACCOUNTING POLICIES

BASIS OF ACCOUNTING - The financial statements are prepared in accordance with the historical cost basis, except as disclosed in the accounting policies below, and are drawn up in accordance with the provisions of the Singapore Companies Act and Singapore Financial Reporting Standards ("FRSs").

Historical cost is generally based on the fair value of the consideration given in exchange for goods and services.

Fair value is the price that would be received to sell an asset or paid to transfer a liability in an orderly transaction between market participants at the measurement date, regardless of whether that price is directly observable or estimated using another valuation technique. In estimating the fair value of an asset or a liability, the Group takes into account the characteristics of the asset or liability which market participants would take into account when pricing the asset or liability at the measurement date. Fair value for measurement and/or disclosure purposes in these consolidated financial statements is determined on such a basis, except for share-based payment transactions that are within the scope of FRS 102 *Share-based Payment*, leasing transactions that are within the scope of FRS 17 *Leases*, and measurements that have some similarities to fair value but are not fair value, such as net realisable value in FRS 2 *Inventories* or value-in-use in FRS 36 *Impairment of Assets*.

In addition, for financial reporting purposes, fair value measurements are categorised into Level 1, 2 or 3 based on the degree to which the inputs to the fair value measurements are observable and the significance of the inputs to the fair value measurement in its entirety, which are described as follows:

- Level 1 inputs are quoted prices (unadjusted) in active markets for identical assets or liabilities that the entity can access at the measurement date;
- Level 2 inputs are inputs, other than quoted prices included within Level 1, that are observable for the asset or liability, either directly or indirectly; and
- Level 3 inputs are unobservable inputs for the asset or liability.

Notes to Financial Statements

July 31, 2018

2 SUMMARY OF SIGNIFICANT ACCOUNTING POLICIES (cont'd)

ADOPTION OF NEW AND REVISED STANDARDS - On August 1, 2017, the Group adopted all the new and revised FRSs and Interpretations of FRS ("INT FRS") that are effective from that date and are relevant to its operations. The adoption of these new/revised FRSs and INT FRSs does not result in changes to the Group's and the Company's accounting policies and has no material effect on the amounts reported for the current or prior years except for certain presentation improvements arising from Amendments to FRS 7 *Statement of Cash Flows: Disclosure Initiative*.

The amendments require an entity to provide disclosures that enables users of the financial statements to evaluate changes in liabilities arising from financing activities, including both changes arising from the cash flows and non-cash changes.

The Group's liabilities arising from financing activities and a reconciliation between the opening and closing balances of these liabilities are set out in Note 16. Consistent with the transition provisions of the amendments, the Group has not disclosed comparative information for the prior period. Apart from the additional disclosure in Note 16, the application of these amendments has had no impact on the Group's consolidated financial statements.

ADOPTION OF A NEW FINANCIAL REPORTING FRAMEWORK IN 2019 - In December 2017, the Accounting Standards Council ("ASC") has issued a new financial reporting framework - Singapore Financial Reporting Standards (International) ("SFRS(I)"), which is to be adopted by Singapore-incorporated companies listed on the Singapore Exchange ("SGX"), for annual periods beginning on or after January 1, 2018. SFRS(I) is identical to the International Financial Reporting Standards ("IFRS") as issued by the International Accounting Standards Board ("IASB"). The Group and the Company will be adopting the new framework for the first time for year ending July 31, 2019 and SFRS(I) 1 First-time Adoption of Singapore Financial Reporting Standards (International) will be applied in the first set of SFRS(I) financial statements.

SFRS(I) 1 First-time Adoption of Singapore Financial Reporting Standards (International)

As a first-time adopter, the Group and the Company are to apply retrospectively, accounting policies based on each SFRS(I) effective as at end of the first SFRS(I) reporting period (July 31, 2019), except for areas of exceptions and optional exemptions set out in SFRS(I) 1. In the first set of SFRS(I) financial statements for the financial year ending July 31, 2019, an additional opening statement of financial position as at date of transition (August 1, 2017) will be presented, together with related notes. Reconciliation statements from previously reported FRS amounts and explanatory notes on transition adjustments are required for equity as at date of transition (August 1, 2017) and as at end of last financial period under FRS (July 31, 2018), and for total comprehensive income and cash flows reported for the last financial period under FRS (for the year ended July 31, 2018). Additional disclosures may also be required for specific transition adjustments if applicable.

Management is currently in the midst of their assessment of the potential impact arising from SFRS(I) 1 First-time adoption of SFRS(I), and has anticipated that there are no changes to the Group's current accounting policies or material adjustments required on transition to the new framework.

Notes to Financial Statements

July 31, 2018

2 SUMMARY OF SIGNIFICANT ACCOUNTING POLICIES (cont'd)

As SFRS(I) 1 requires a first-time adopter to apply accounting policies based on each SFRS(I) effective as at end of the first SFRS(I) reporting period (July 31, 2019), it is not possible to know all possible effects as at date of authorisation of current year's financial statements. If there are any subsequent pronouncements on SFRS(I) that are effective as at July 31, 2019, they may impact the disclosures of estimated effects described below.

New SFRS(I) and SFRS(I) INT yet to be adopted

At the date of authorisation of these financial statements, the following SFRS(I), SFRS(I) INT and amendments to SFRS(I) that are relevant to the Group and the Company were issued but not effective:

- SFRS(I) 9 *Financial Instruments*¹
- SFRS(I) 15 *Revenue from Contracts with Customers (with clarifications issued)*¹
- SFRS(I) 16 *Leases*³
- SFRS(I) INT 22 *Foreign Currency Transactions and Advance Consideration*¹
- SFRS(I) INT 23 *Uncertainty over Income Tax Treatments*²
- SFRS(I) 1-28 *Investments in Associates and Joint Ventures: Measuring investees at fair value through profit or loss on an investment-by-investment basis*¹
- Amendments to SFRS(I) 10 *Consolidated Financial Statements* and SFRS(I) 1-28 *Investments in Associates and Joint Ventures: Sale or Contribution of Assets between an Investor and its Associate or Joint Venture*⁴

¹ Applies to annual periods beginning on or after January 1, 2018.

² Applies to annual periods beginning on or after January 1, 2019.

³ Applies to annual periods beginning on or after January 1, 2019, with earlier application permitted if SFRS(I) 15 is adopted.

⁴ Effective date is deferred indefinitely.

Consequential amendments were also made to various standards as a result of these new/revised standards.

The management anticipates that the adoption of the above SFRS(I)s, SFRS(I) INT and amendments to SFRS(I) in future periods will not have a material impact on the financial statements of the Group and of the Company in the period of their initial adoption, except for the following:

Notes to Financial Statements

July 31, 2018

2 SUMMARY OF SIGNIFICANT ACCOUNTING POLICIES (cont'd)

SFRS(I) 9 Financial Instruments

SFRS(I) 9 introduces new requirements for (i) the classification and measurement of financial assets and financial liabilities (ii) general hedge accounting; and (iii) impairment requirements for financial assets.

Key requirements of SFRS(I) 9:

All recognised financial assets that are within the scope of SFRS(I) 9 are now required to be subsequently measured at amortised cost or fair value through profit or loss ("FVTPL"). Specifically, debt investments that are held within a business model whose objective is to collect the contractual cash flows, and that have contractual cash flows comprising solely payments of principal and interest on the principal outstanding are generally measured at amortised cost at the end of each accounting period. Debt instruments that are held within a business model whose objective is achieved both by selling financial assets and by collecting contractual cash flows comprising solely payments of principal and interest on the principal amount outstanding, are measured at fair value through other comprehensive income ("FVTOCI"). All other debt investments and equity investments are measured at FVTPL at the end of each accounting period. In addition, under SFRS(I) 9, entities may make an irrevocable election, at initial recognition, to measure an equity investment (that is not held for trading) at FVTOCI, with only dividend income generally recognised in profit or loss.

With some exceptions, financial liabilities are generally subsequently measured at amortised cost. With regard to the measurement of financial liabilities designated as at FVTPL, SFRS(I) 9 requires that the amount of change in fair value of the financial liability that is attributable to changes in the credit risk of that liability is presented in other comprehensive income, unless the recognition of the effects of changes in the liability's credit risk in other comprehensive income would create or enlarge an accounting mismatch to profit or loss. Changes in fair value attributable to a financial liability's credit risk are not subsequently reclassified to profit or loss.

In relation to the impairment of financial assets, SFRS(I) 9 requires an expected credit loss model to be applied. The expected credit loss model requires an entity to account for expected credit losses and changes in those expected credit losses at each reporting date to reflect changes in credit risk since initial recognition. In other words, it is no longer necessary for a credit event to have occurred before credit losses are recognised.

The new general hedge accounting requirements retain the three types of hedge accounting mechanisms. Under SFRS(I) 9, greater flexibility has been introduced to the types of transactions eligible for hedge accounting, specifically broadening the types of instruments that qualify for hedging instruments and the types of risk components of non-financial items that are eligible for hedge accounting. In addition, the effectiveness test has been overhauled and replaced with the principle of an 'economic relationship'. Retrospective assessment of hedge effectiveness is also no longer required. Enhanced disclosure requirements about an entity's risk management activities have also been introduced.

Management anticipates based on preliminary assessment that the initial application of the new SFRS(I) 9 will result in changes to the accounting policies relating to impairment provisions of financial assets as a result of the change to the expected credit loss model. Management expects to apply the roll rate approach from the adoption of SFRS(I) 9. It is currently impracticable to disclose any further information on the known or reasonably estimable impact to the financial statements in the period of initial application as management has yet to complete its detailed assessment.

Notes to Financial Statements

July 31, 2018

2 SUMMARY OF SIGNIFICANT ACCOUNTING POLICIES (cont'd)

SFRS(I) 15 Revenue from Contracts with Customers

SFRS(I) 15 establishes a single comprehensive model for entities to use in accounting for revenue arising from contracts with customers.

The core principle of SFRS(I) 15 is that an entity should recognise revenue to depict the transfer of promised goods or services to customers in an amount that reflects the consideration to which the entity expects to be entitled in exchange for those goods or services. Specifically, the Standard introduces a 5-step approach to revenue recognition:

- Step 1: Identify the contract(s) with a customer.
- Step 2: Identify the performance obligations in the contract.
- Step 3: Determine the transaction price.
- Step 4: Allocate the transaction price to the performance obligations in the contract.
- Step 5: Recognise revenue when (or as) the entity satisfies a performance obligation.

Under SFRS(I) 15, an entity recognises revenue when (or as) a performance obligation is satisfied, i.e. when “control” of the goods or services underlying the particular performance obligation is transferred to the customer. Far more prescriptive guidance has been added in SFRS(I) 15 to deal with specific scenarios. Furthermore, extensive disclosures are required by SFRS(I) 15.

Management anticipates that the initial application of the new SFRS(I) 15 will result in changes to the accounting policies relating to income from tooling and maintenance services using construction contracts are expected to be impacted. Additional disclosures will also be made with respect of income from tooling and maintenance services using construction contracts, including any significant judgement and estimation made. It is currently impracticable to disclose any further information on the known or reasonably estimable impact to the financial statements in the period of initial application as management has yet to complete its detailed assessment.

SFRS(I) 16 Leases

The Standard provides a comprehensive model for the identification of lease arrangements and their treatment in the financial statements of both lessees and lessors. The identification of leases, distinguishing between leases and service contracts are determined on the basis of whether there is an identified asset controlled by the customer.

Significant changes to lessee accounting are introduced, with the distinction between operating and finance leases removed and assets and liabilities recognised in respect of all leases (subject to limited exceptions for short-term leases and leases of low value assets). The Standard maintains substantially the lessor accounting approach under the existing framework.

Management anticipates that the initial application of the new SFRS(I) 16 will result in changes to the accounting policies relating to leases as the Group rents machineries and land for its operation. It is currently impracticable to disclose any further information on the known or reasonably estimable impact to the Group's financial statements in the period of initial application as the management has yet to complete its detailed assessment.

Notes to Financial Statements

July 31, 2018

2 SUMMARY OF SIGNIFICANT ACCOUNTING POLICIES (cont'd)

BASIS OF CONSOLIDATION - The consolidated financial statements incorporate the financial statements of the Company and entities (including special purpose entities) controlled by the Company (its subsidiaries). Control is achieved where the Company:

- Has the power over the investee;
- Is exposed, or has rights, to variable returns from its involvement with the investee; and
- Has the ability to use its power to affect its returns.

The Company reassesses whether or not it controls an investee if facts and circumstances indicate that there are changes to one or more of the three elements of control listed above.

When the Company has less than a majority of the voting rights of an investee, it has power over the investee when the voting rights are sufficient to give it the practical ability to direct the relevant activities of the investee unilaterally. The Company considers all relevant facts and circumstances in assessing whether or not the Company's voting rights in an investee are sufficient to give it power, including:

- The size of the Company's holding of voting rights relative to the size and dispersion of holdings of the other vote holders;
- Potential voting rights held by the Company, other vote holders or other parties;
- Rights arising from other contractual arrangements; and
- Any additional facts and circumstances that indicate that the Company has, or does not have, the current ability to direct the relevant activities at the time that decisions need to be made, including voting patterns at previous shareholders' meetings.

Consolidation of a subsidiary begins when the Company obtains control over the subsidiary and ceases when the Company loses control of the subsidiary. Specifically, income and expenses of a subsidiary acquired or disposed of during the year are included in the consolidated statement of profit or loss and other comprehensive income from the date the Company gains control until the date when the Company ceases to control the subsidiary.

Profit or loss and each component of other comprehensive income are attributed to the owners of the Company and to the non-controlling interests. Total comprehensive income of subsidiaries are attributed to the owners of the Company and to the non-controlling interests even if this results in the non-controlling interests having a deficit balance.

When necessary, adjustments are made to the financial statements of subsidiaries to bring their accounting policies in line with the Group's accounting policies.

Changes in the Group's ownership interests in subsidiaries that do not result in the Group losing control over the subsidiaries are accounted for as equity transactions. The carrying amounts of the Group's interests and the non-controlling interests are adjusted to reflect the changes in their relative interests in the subsidiaries. Any difference between the amount by which the non-controlling interests are adjusted and the fair value of the consideration paid or received is recognised directly in equity and attributed to owners of the Company.

Notes to Financial Statements

July 31, 2018

2 SUMMARY OF SIGNIFICANT ACCOUNTING POLICIES (cont'd)

BASIS OF CONSOLIDATION (cont'd)

When the Group loses control of a subsidiary, a gain or loss is recognised in profit or loss and is calculated as the difference between: (i) the aggregate of the fair value of the consideration received and the fair value of any retained interest; and (ii) the previous carrying amount of the assets (including goodwill), and liabilities of the subsidiary and any non-controlling interests. All amounts previously recognised in other comprehensive income in relation to that subsidiary are accounted for as if the Group had directly disposed of the related assets or liabilities of the subsidiary (i.e. reclassified to profit or loss or transferred to another category of equity as specified/permitted by applicable FRSs). The fair value of any investment retained in the former subsidiary at the date when control is lost is regarded as the fair value on initial recognition for subsequent accounting under FRS 39, when applicable, the cost on initial recognition of an investment in an associate or a joint venture.

In the Company's financial statements, investments in subsidiaries are carried at cost less any impairment in net recoverable value that has been recognised in profit or loss.

BUSINESS COMBINATIONS - Acquisitions of subsidiaries and businesses are accounted for using the acquisition method. The consideration for each acquisition is measured at the aggregate of the acquisition-date fair values of assets given, liabilities incurred by the Group to the former owners of the acquiree, and equity interests issued by the Group in exchange for control of the acquiree. Acquisition-related costs are recognised in profit or loss as incurred.

Where applicable, the consideration for the acquisition includes any asset or liability resulting from a contingent consideration arrangement, measured at its acquisition-date fair value. Subsequent changes in such fair values are adjusted against the cost of acquisition where they qualify as measurement period adjustments (see below). The subsequent accounting for changes in the fair value of the contingent consideration that do not qualify as measurement period adjustments depends on how the contingent consideration is classified. Contingent consideration that is classified as equity is not remeasured at subsequent reporting dates and its subsequent settlement is accounted for within equity. Contingent consideration that is classified as an asset or a liability is remeasured at subsequent reporting dates at fair value, with changes in fair value recognised in profit or loss.

Where a business combination is achieved in stages, the Group's previously held interests in the acquired entity are remeasured to fair value at the acquisition date (i.e. the date the Group attains control) and the resulting gain or loss, if any, is recognised in profit or loss. Amounts arising from interests in the acquiree prior to the acquisition date that have previously been recognised in other comprehensive income are reclassified to profit or loss, where such treatment would be appropriate if that interest were disposed of.

The acquiree's identifiable assets, liabilities and contingent liabilities that meet the conditions for recognition under the FRS are recognised at their fair value at the acquisition date, except that:

- deferred tax assets or liabilities and liabilities or assets related to employee benefit arrangements are recognised and measured in accordance with FRS 12 *Income Taxes* and FRS 19 *Employee Benefits* respectively;
- liabilities or equity instruments related to share-based payment transactions of the acquiree or the replacement of an acquiree's share-based payment awards transactions with share-based payment awards transactions of the acquirer in accordance with the method in FRS 102 *Share-based Payment* at the acquisition date; and

Notes to Financial Statements

July 31, 2018

2 SUMMARY OF SIGNIFICANT ACCOUNTING POLICIES (cont'd)

BUSINESS COMBINATIONS (cont'd)

- assets (or disposal groups) that are classified as held for sale in accordance with FRS 105 *Non-current Assets Held for Sale and Discontinued Operations* are measured in accordance with that Standard.

Non-controlling interests that are present ownership interests and entitle their holders to a proportionate share of the entity's net assets in the event of liquidation may be initially measured either at fair value or at the non-controlling interests' proportionate share of the recognised amounts of the acquiree's identifiable net assets. The choice of measurement basis is made on a transaction-by-transaction basis. Other types of non-controlling interests are measured at fair value or, when applicable, on the basis specified in another FRSs.

If the initial accounting for a business combination is incomplete by the end of the reporting period in which the combination occurs, the Group reports provisional amounts for the items for which the accounting is incomplete. Those provisional amounts are adjusted during the measurement period (see below), or additional assets or liabilities are recognised, to reflect new information obtained about facts and circumstances that existed as of the acquisition date that, if known, would have affected the amounts recognised as of that date.

The measurement period is the period from the date of acquisition to the date the Group obtains complete information about facts and circumstances that existed as of the acquisition date – and is subject to a maximum of one year from acquisition date.

FINANCIAL INSTRUMENTS - Financial assets and financial liabilities are recognised on the statement of financial position when the Group becomes a party to the contractual provisions of the instrument.

Effective interest method

The effective interest method is a method of calculating the amortised cost of a financial instrument and of allocating interest income or expense over the relevant period. The effective interest rate is the rate that exactly discounts estimated future cash receipts or payments (including all fees on points paid or received that form an integral part of the effective interest rate, transaction costs and other premiums or discounts) through the expected life of the financial instrument, or where appropriate, a shorter period. Income or expense is recognised on an effective interest basis for debt instruments.

Financial assets

All financial assets are recognised and de-recognised on a trade date basis where the purchase or sale of an investment is under a contract whose terms require delivery of the investment within the timeframe established by the market concerned, and are initially measured at fair value plus transaction costs, except for those financial assets classified as at fair value through profit or loss which are initially measured at fair value.

Loans and receivables

Trade and other receivables that have fixed or determinable payments that are not quoted in an active market are classified as "loans and receivables".

Loans and receivables are measured at amortised cost using the effective interest method less impairment. Interest is recognised by applying the effective interest method, except for short-term receivables when the effect of discounting would be immaterial.

Notes to Financial Statements

July 31, 2018

2 SUMMARY OF SIGNIFICANT ACCOUNTING POLICIES (cont'd)

Financial assets (cont'd)

Impairment of financial assets

Financial assets are assessed for indicators of impairment at the end of each reporting period. Financial assets are considered to be impaired when there is objective evidence that, as a result of one or more events that occurred after the initial recognition of the financial asset, the estimated future cash flows of the investments have been impacted.

Objective evidence of impairment could include:

- significant financial difficulty of the issuer or counterparty; or
- default or delinquency in interest or principal payments; or
- it becoming probable that the borrower will enter bankruptcy or financial re-organisation.

For certain categories of financial asset, such as trade receivables, assets that are assessed not to be impaired individually are, in addition, assessed for impairment on a collective basis. Objective evidence of impairment for a portfolio of receivables could include the Group's past experience of collecting payments, an increase in the number of delayed payments in the portfolio past the average credit period, as well as observable changes in national or local economic conditions that correlate with default on receivables.

For financial assets carried at amortised cost, the amount of the impairment is the difference between the asset's carrying amount and the present value of estimated future cash flows, discounted at the original effective interest rate.

The carrying amount of the financial asset is reduced by the impairment loss directly for all financial assets with the exception of trade receivables where the carrying amount is reduced through the use of an allowance account. When a trade receivable is uncollectible, it is written off against the allowance account. Subsequent recoveries of amounts previously written off are credited against the allowance account. Changes in the carrying amount of the allowance account are recognised in profit or loss.

For financial assets measured at amortised, if, in a subsequent period, the amount of the impairment loss decreases and the decrease can be related objectively to an event occurring after the impairment loss was recognised, the previously recognised impairment loss is reversed through profit or loss to the extent the carrying amount of the financial assets at the date the impairment is reversed does not exceed what the amortised cost would have been had the impairment not been recognised.

Derecognition of financial assets

The Group derecognises a financial asset only when the contractual rights to the cash flows from the asset expire, or it transfers the financial asset and substantially all the risks and rewards of ownership of the asset to another entity. If the Group neither transfers nor retains substantially all the risks and rewards of ownership and continues to control the transferred asset, the Group recognises its retained interest in the asset and an associated liability for amounts it may have to pay. If the Group retains substantially all the risks and rewards of ownership of a transferred financial asset, the Group continues to recognise the financial asset and also recognises a collateralised borrowing for the proceeds received.

Notes to Financial Statements

July 31, 2018

2 SUMMARY OF SIGNIFICANT ACCOUNTING POLICIES (cont'd)

Financial liabilities and equity instruments

Classification as debt or equity

Financial liabilities and equity instruments issued by the Group are classified according to the substance of the contractual arrangements entered into and the definitions of a financial liability and an equity instrument.

Equity instruments

An equity instrument is any contract that evidences a residual interest in the assets of the Group after deducting all of its liabilities. Equity instruments are recorded at the proceeds received, net of direct issue costs.

Financial liabilities

Trade and other payables are initially measured at fair value, net of transaction costs, and are subsequently measured at amortised cost, using the effective interest method, with interest expense recognised on an effective yield basis.

Interest-bearing bank borrowings are initially measured at fair value, and are subsequently measured at amortised cost, using the effective interest method. Any difference between the proceeds (net of transaction costs) and the settlement or redemption of borrowings is recognised over the term of the borrowings in accordance with the Group's accounting policy for borrowing costs (see below).

Financial guarantee contract liabilities are measured initially at their fair values and subsequently at the higher of the amount of obligation under contract recognised as a provision in accordance with FRS 37 *Provisions, Contingent Liabilities and Contingent Assets* and the amount initially recognised less cumulative amortisation in accordance with FRS 18 *Revenue*.

Derecognition of financial liabilities

The Group derecognises financial liabilities when, and only when, the Group's obligations are discharged, cancelled or they expire.

CONSTRUCTION CONTRACTS – The Group accounts for income from tooling and maintenance services using construction contract method where the outcome of a construction contract can be estimated reliably, income and costs are recognised by reference to the stage of completion of the contract activity at the end of the reporting period, as measured by the proportion that contract costs incurred for work performed to date relative to the estimated total contract costs, except where this would not be representative of the stage of completion. Variations in contract work, claims and incentive payments are included to the extent that the amount can be measured reliably and its receipt is considered probable.

Where the outcome of a construction contract cannot be estimated reliably, contract income is recognised to the extent of contract costs incurred that it is probable will be recoverable. Contract costs are recognised as expenses in the period in which they are incurred.

When it is probable that total contract costs will exceed total contract income, the expected loss is recognised as an expense immediately.

Notes to Financial Statements

July 31, 2018

2 SUMMARY OF SIGNIFICANT ACCOUNTING POLICIES (cont'd)

CONSTRUCTION CONTRACTS (cont'd)

When contract costs incurred to date plus recognised profits less recognised losses exceed progress billings, the surplus is shown as amounts due from customers for contract work. For contracts where progress billings exceed contract costs incurred to date plus recognised profits less recognised losses, the surplus is shown as amounts due to customers for contract work. Amounts received before the related work is performed are included in the consolidated statement of financial position, as a liability, as amounts due to construction contracts customers. Amounts billed for work performed but not yet paid by the customer are included in the consolidated statement of financial position under trade receivables.

LEASES - Leases are classified as finance leases whenever the terms of the lease transfer substantially all the risks and rewards of ownership to the lessee. All other leases are classified as operating leases.

The Group as lessor

Rental income from operating leases is recognised on a straight-line basis over the term of the relevant lease unless another systematic basis is more representative of the time pattern in which use benefit derived from the leased asset is diminished. Initial direct costs incurred in negotiating and arranging an operating lease are added to the carrying amount of the leased asset and recognised as an expense over the lease term on the same basis as the lease income.

The Group as lessee

Assets held under finance leases are recognised as assets of the Group at their fair value at the inception of the lease or, if lower, at the present value of the minimum lease payments. The corresponding liability to the lessor is included in the statement of financial position as a finance lease obligation. Lease payments are apportioned between finance charges and reduction of the lease obligation so as to achieve a constant rate of interest on the remaining balance of liability. Finance charges are charged directly to profit or loss, unless they are directly attributable to qualifying assets, in which case they are capitalised in accordance with the Group's general policy on borrowing costs (see below). Contingent rentals are recognised as expenses in the periods in which they are incurred.

Rentals payable under operating leases are charged to profit or loss on a straight-line basis over the term of the relevant lease unless another systematic basis is more representative of the time pattern in which economic benefits from the leased asset are consumed. Contingent rentals arising under operating leases are recognised as an expense in the period in which they are incurred.

In the event that lease incentives are received to enter into operating leases, such incentives are recognised as a liability. The aggregate benefit of incentives is recognised as a reduction of rental expense on a straight-line basis, except where another systematic basis is more representative of the time pattern in which economic benefits from the leased asset are consumed.

INVENTORIES - Inventories are stated at the lower of cost and net realisable value. Cost comprises direct materials and, where applicable, direct labour costs and those overheads that have been incurred in bringing the inventories to their present location and condition. Cost is calculated using the first-in, first-out method. Net realisable value represents the estimated selling price less all estimated costs of completion and costs to be incurred in marketing, selling and distribution.

Notes to Financial Statements

July 31, 2018

2 SUMMARY OF SIGNIFICANT ACCOUNTING POLICIES (cont'd)

PROPERTY, PLANT AND EQUIPMENT - Property, plant and equipment are carried at cost less accumulated depreciation and any accumulated impairment losses.

Depreciation is charged so as to write off the cost of assets, over their estimated useful lives, using the straight-line method, on the following bases:

Office equipment	-	10% to 33%
Leasehold property	-	Shorter of 50 years or lease term which is 56 years
Leasehold improvements	-	10% to 33%
Plant and equipment	-	10% to 33%
Motor vehicles	-	10% to 33%

The estimated useful lives, residual values and depreciation method are reviewed at the end of each year end, with the effect of any changes in estimate accounted for on a prospective basis.

Capital work-in-progress are leasehold improvements, plant and equipment under construction at the end of the reporting period and not yet available for use. No depreciation is charged on capital work-in-progress.

Assets held under finance leases are depreciated over their expected useful lives on the same basis as owned assets or, if there is no certainty that the lessee will obtain ownership by the end of the lease term, the asset shall be fully depreciated over the shorter of the lease term and its useful life.

The gain or loss arising on disposal or retirement of an item of property, plant and equipment is determined as the difference between the sales proceeds and the carrying amounts of the asset and is recognised in profit or loss.

INVESTMENT PROPERTY - Investment property, which is property held to earn rentals and/or for capital appreciation, including property under construction for such purposes, is measured at fair value. Gains or losses arising from changes in the fair value of investment property are included in profit or loss for the period in which they arise.

An investment property is derecognised upon disposal or when the investment property is permanently withdrawn from use and no future economic benefits are expected from the disposal. Any gain or loss arising on derecognition of the property (calculated as the difference between the net disposal proceeds and the carrying amount of the asset) is included in profit or loss in the period in which the property is derecognised.

GOODWILL - Goodwill arising in a business combination is recognised as an asset at the date that control is acquired (the acquisition date). Goodwill is measured as the excess of the sum of the consideration transferred, the amount of any non-controlling interest in the acquiree and the fair value of the acquirer's previously held equity interest (if any) in the entity over net of the acquisition-date amounts of the identifiable assets acquired and the liabilities assumed.

If, after reassessment, the Group's interest in the fair value of the acquiree's identifiable net assets exceeds the sum of the consideration transferred, the amount of any non-controlling interest in the acquiree and the fair value of the acquirer's previously held equity interest in the acquiree (if any), the excess is recognised immediately in profit or loss as a bargain purchase gain.

Notes to Financial Statements

July 31, 2018

2 SUMMARY OF SIGNIFICANT ACCOUNTING POLICIES (cont'd)

GOODWILL (cont'd)

Goodwill is not amortised but is reviewed for impairment at least annually. For the purpose of impairment testing, goodwill is allocated to each of the Group's cash-generating units expected to benefit from the synergies of the combination. Cash-generating units to which goodwill has been allocated are tested for impairment annually, or more frequently when there is an indication that the unit may be impaired. If the recoverable amount of the cash-generating unit is less than its carrying amount, the impairment loss is allocated first to reduce the carrying amount of any goodwill allocated to the unit and then to the other assets of the unit pro-rata on the basis of the carrying amount of each asset in the unit. An impairment loss recognised for goodwill is not reversed in a subsequent period.

On disposal of a subsidiary or the relevant cash generating unit, the attributable amount of goodwill is included in the determination of the profit or loss on disposal.

INTANGIBLE ASSETS

Intangible assets acquired separately

Intangible assets acquired separately are reported at cost less accumulated amortisation (where they have finite useful lives) and accumulated impairment losses. Intangible assets with finite useful lives are amortised on a straight-line basis over their estimated useful lives. The estimated useful life and amortisation method are reviewed at the end of each annual reporting period, with the effect of any changes in estimate being accounted for on a prospective basis.

Intangible assets acquired in a business combination

Intangible assets acquired in a business combination are identified and recognised separately from goodwill. The costs of such intangible assets are their fair values at the acquisition date.

Subsequent to initial recognition, intangible assets acquired in a business combination are reported at cost less accumulated amortisation and accumulated impairment losses, on the same basis as intangible assets acquired separately.

The intangible assets pertain to intellectual properties and customer relationships acquired through an acquisition in prior years. These intangible assets are amortised on a straight-line basis over their useful lives. Management has assessed the appropriate useful lives to be 10 years and 4 years, respectively, for intellectual properties and customer relationships. The estimated useful lives and amortisation method are reviewed at the end of each annual reporting period, with the effect of any changes in estimate being accounted for on a prospective basis.

IMPAIRMENT OF TANGIBLE AND INTANGIBLE ASSETS EXCLUDING GOODWILL - At the end of each reporting period, the Group reviews the carrying amounts of its tangible and intangible assets to determine whether there is any indication that those assets have suffered an impairment loss. If any such indication exists, the recoverable amount of the asset is estimated in order to determine the extent of the impairment loss (if any). Where it is not possible to estimate the recoverable amount of an individual asset, the Group estimates the recoverable amount of the cash-generating unit to which the asset belongs. Where a reasonable and consistent basis of allocation can be identified, corporate assets are also allocated to individual cash-generating units, or otherwise they are allocated to the smallest group of cash-generating units for which a reasonable and consistent allocation basis can be identified.

Notes to Financial Statements

July 31, 2018

2 SUMMARY OF SIGNIFICANT ACCOUNTING POLICIES (cont'd)

IMPAIRMENT OF TANGIBLE AND INTANGIBLE ASSETS EXCLUDING GOODWILL (cont'd)

Recoverable amount is the higher of fair value less costs to sell and value-in-use. In assessing value-in-use, the estimated future cash flows are discounted to their present value using a post-tax discount rate that reflects current market assessments of the time value of money and the risks specific to the asset for which the estimates of future cash flows have not been adjusted.

If the recoverable amount of an asset (or cash-generating unit) is estimated to be less than its carrying amount, the carrying amount of the asset (cash-generating unit) is reduced to its recoverable amount. An impairment loss is recognised immediately in profit or loss, unless the relevant asset is carried at a revalued amount, in which case the impairment loss is treated as a revaluation decrease.

Where an impairment loss subsequently reverses, the carrying amount of the asset (cash-generating unit) is increased to the revised estimate of its recoverable amount, but so that the increased carrying amount does not exceed the carrying amount that would have been determined had no impairment loss been recognised for the asset (cash-generating unit) in prior years. A reversal of an impairment loss is recognised immediately in profit or loss, unless the relevant asset is carried at a revalued amount, in which case the reversal of the impairment loss is treated as a revaluation increase.

JOINT VENTURE - A joint venture is a joint arrangement whereby the parties that have joint control of the arrangement have rights to the net assets of the joint arrangement. Joint control is the contractually agreed sharing of control of an arrangement, which exists only when decisions about the relevant activities require unanimous consent of the parties sharing control.

The results and assets and liabilities of joint ventures are incorporated in these consolidated financial statements using the equity method of accounting, except when the investment, or a portion thereof, is classified as held for sale, in which case it is accounted for in accordance with FRS 105. Under the equity method, an investment in a joint venture is initially recognised in the consolidated statement of financial position at cost and adjusted thereafter to recognise the Group's share of the profit or loss and other comprehensive income of the joint venture. When the Group's share of losses of a joint venture exceeds the Group's interest in that joint venture (which includes any long-term interests that, in substance, form part of the Group's net investment in the joint venture), the Group discontinues recognising its share of further losses. Additional losses are recognised only to the extent that the Group has incurred legal or constructive obligations or made payments on behalf of the joint venture.

An investment in a joint venture is accounted for using the equity method from the date on which the investee becomes a joint venture. On acquisition of the investment in a joint venture, any excess of the cost of the investment over the Group's share of the net fair value of the identifiable assets and liabilities of the investee is recognised as goodwill, which is included within the carrying amount of the investment. Any excess of the Group's share of the net fair value of the identifiable assets and liabilities over the cost of the investment, after reassessment, is recognised immediately in profit or loss in the period in which the investment is acquired.

The requirements of FRS 39 are applied to determine whether it is necessary to recognise any impairment loss with respect to the Group's investment in a joint venture. When necessary, the entire carrying amount of the investment (including goodwill) is tested for impairment in accordance with FRS 36 *Impairment of Assets* as a single asset by comparing its recoverable amount (higher of value in use and fair value less costs to sell) with its carrying amount, any impairment loss recognised forms part of the carrying amount of the investment. Any reversal of that impairment loss is recognised in accordance with FRS 36 to the extent that the recoverable amount of the investment subsequently increases.

Notes to Financial Statements

July 31, 2018

2 SUMMARY OF SIGNIFICANT ACCOUNTING POLICIES (cont'd)

JOINT VENTURE (cont'd)

The Group continues to use the equity method when an investment in an associate becomes an investment in a joint venture or an investment in a joint venture becomes an investment in an associate. There is no remeasurement to fair value upon such changes in ownership interests.

When the Group reduces its ownership interest in a joint venture but the Group continues to use the equity method, the Group reclassifies to profit or loss the proportion of the gain or loss that had previously been recognised in other comprehensive income relating to that reduction in ownership interest if that gain or loss would be reclassified to profit or loss on the disposal of the related assets or liabilities.

When a Group entity transacts with a joint venture of the Group, profits and losses resulting from the transactions with the joint venture are recognised in the Group's consolidated financial statements only to the extent of interests in the joint venture that are not related to the Group.

PROVISIONS - Provisions are recognised when the Group has a present obligation (legal or constructive) as a result of a past event, it is probable that the Group will be required to settle the obligation, and a reliable estimate can be made of the amount of the obligation.

The amount recognised as a provision is the best estimate of the consideration required to settle the present obligation at the end of the reporting period, taking into account the risks and uncertainties surrounding the obligation. Where a provision is measured using the cash flows estimated to settle the present obligation, its carrying amount is the present value of those cash flows.

When some or all of the economic benefits required to settle a provision are expected to be recovered from a third party, the receivable is recognised as an asset if it is virtually certain that reimbursement will be received and the amount of the receivable can be measured reliably.

SHARE-BASED PAYMENTS - The Group issues equity-settled share-based payments to certain employees.

Equity-settled share-based payments are measured at fair value of the equity instruments at the date of grant. Details regarding the determination of the fair value of equity-settled share-based transactions are set out in Note 21. The fair value determined at the grant date of the equity-settled share-based payments is expensed on a straight-line basis over the vesting period, based on the Group's estimate of the number of equity instruments that will eventually vest. At the end of each reporting period, the Group revises its estimate of the number of equity instruments expected to vest. The impact of the revision of the original estimates, if any, is recognised in profit or loss such that the cumulative expense reflects the revised estimate, with a corresponding adjustment to the equity-settled share option reserve.

Fair value is measured using the Trinomial Option Pricing Model. The expected life used in the model has been adjusted, based on management's best estimate for the effects of non-transferability exercise restrictions and behavioural considerations.

Equity-settled share-based payment transactions with parties other than employees are measured at the fair value of the goods or services received, except where that fair value cannot be estimated reliably, in which case they are measured at the fair value of the equity instruments granted, measured at the date the entity obtains the goods or the counterparty renders the service.

Notes to Financial Statements

July 31, 2018

2. SUMMARY OF SIGNIFICANT ACCOUNTING POLICIES (cont'd)

GOVERNMENT GRANTS - Government grants are not recognised until there is reasonable assurance that the Group will comply with the conditions attaching to them and the grants will be received. The benefit of a government loan at a below-market rate of interest is treated as a government grant, measured as the difference between proceeds received and the fair value of the loan based on prevailing market interest rates. Government grants whose primary condition is that the Group should purchase, construct or otherwise acquire non-current assets are recognised as deferred income in the statement of financial position and transferred to profit or loss on a systematic and rational basis over the useful lives of the related assets.

Other government grants are recognised as income over the periods necessary to match them with the costs for which they are intended to compensate, on a systematic basis. Government grants that are receivable as compensation for expenses or losses already incurred or for the purpose of giving immediate financial support to the Group with no future related costs are recognised in profit or loss in the period in which they become receivable.

REVENUE RECOGNITION - Revenue is measured at the fair value of the consideration received or receivable. Revenue is reduced for estimated customer returns, rebates and other similar allowances.

Sale of goods

Revenue from the sale of goods is recognised when all the following conditions are satisfied:

- the Group has transferred to the buyer the significant risks and rewards of ownership of the goods;
- the Group retains neither continuing managerial involvement to the degree usually associated with ownership nor effective control over the goods sold;
- the amount of revenue can be measured reliably;
- it is probable that the economic benefits associated with the transaction will flow to the entity; and
- the costs incurred or to be incurred in respect of the transaction can be measured reliably.

Rendering of services

Income from providing financial guarantee is recognised in profit or loss over the guarantee period on a straight line basis.

Income from construction contracts is recognised in accordance with the Group's accounting policy on construction contracts (see above).

Revenue from the rendering of services that are of a short duration is recognised when the services are completed.

Interest income

Interest income is accrued on a time basis, by reference to the principal outstanding and at the effective interest rate applicable.

Notes to Financial Statements

July 31, 2018

2 SUMMARY OF SIGNIFICANT ACCOUNTING POLICIES (cont'd)

REVENUE RECOGNITION (cont'd)

Rental income

The Group's policy for recognition of revenue from operating leases is described above.

BORROWING COSTS - Borrowing costs directly attributable to the acquisition, construction or production of qualifying assets, which are assets that necessarily take a substantial period of time to get ready for their intended use or sale, are added to the cost of those assets, until such time as the assets are substantially ready for their intended use or sale. Investment income earned on the temporary investment of specific borrowings pending their expenditure on qualifying assets is deducted from the borrowing costs eligible for capitalisation.

All other borrowing costs are recognised in profit or loss in the period in which they are incurred.

RETIREMENT BENEFIT OBLIGATIONS - Payments to defined contribution retirement benefit plans are charged as an expense when employees have rendered the services entitling them to the contributions. Payments made to state-managed retirement benefit schemes, such as the Singapore Central Provident Fund, are dealt with as payments to defined contribution plans where the Group's obligations under the plans are equivalent to those arising in a defined contribution retirement benefit plan.

EMPLOYEE LEAVE ENTITLEMENT - Employee entitlements to annual leave are recognised when they accrue to employees. A provision is made for the estimated liability for annual leave as a result of services rendered by employees up to the end of the reporting period.

INCOME TAX - Income tax expense represents the sum of the tax currently payable and deferred tax.

The tax currently payable is based on taxable profit for the year. Taxable profit differs from profit as reported in the statement of profit or loss and other comprehensive income because it excludes items of income or expense that are taxable or deductible in other years and it further excludes items that are not taxable or tax deductible. The Group's liability for current tax is calculated using tax rates (and tax laws) that have been enacted or substantively enacted in countries where the Company and subsidiaries operate by the end of the reporting period.

Deferred tax is recognised on differences between the carrying amounts of assets and liabilities in the financial statements and the corresponding tax bases used in the computation of taxable profit. Deferred tax liabilities are generally recognised for all taxable temporary differences and deferred tax assets are recognised to the extent that it is probable that taxable profits will be available against which deductible temporary differences can be utilised. Such assets and liabilities are not recognised if the temporary difference arises from goodwill or from the initial recognition (other than in a business combination) of other assets and liabilities in a transaction that affects neither the taxable profit nor the accounting profit.

Deferred tax liabilities are recognised for taxable temporary differences arising on investments in subsidiaries except where the Group is able to control the reversal of the temporary difference and it is probable that the temporary difference will not reverse in the foreseeable future. Deferred tax assets arising from deductible temporary differences associated with such investments and interests are only recognised to the extent that it is probable that there will be sufficient taxable profit against which to utilise the benefits of the temporary differences and they are expected to reverse in the foreseeable future.

Notes to Financial Statements

July 31, 2018

2 SUMMARY OF SIGNIFICANT ACCOUNTING POLICIES (cont'd)

INCOME TAX (cont'd)

The carrying amount of deferred tax assets is reviewed at the end of each reporting period and reduced to the extent that it is no longer probable that sufficient taxable profits will be available to allow all or part of the asset to be recovered.

Deferred tax is calculated at the tax rates that are expected to apply in the period when the liability is settled or the asset realised based on the tax rates (and tax laws) that have been enacted or substantively enacted by the end of the reporting period. Except for investment properties measured using the fair value model, the measurement of deferred tax liabilities and assets reflects the tax consequences that would follow from the manner in which the Group expects, at the end of the reporting period, to recover or settle the carrying amount of its assets and liabilities.

For the purposes of measuring deferred tax liabilities and deferred tax assets for investment properties that are measured using the fair value model the carrying amounts of such properties are presumed to be recovered through sale, unless the presumption is rebutted. The presumption is rebutted when the investment property is depreciable and is held within a business model of the Group whose business objective is to consume substantially all of the economic benefits embodied in the investment property over time, rather than through sale. The Group has not rebutted the presumption that the carrying amount of the investment properties will be recovered entirely through sale.

Deferred tax assets and liabilities are offset when there is a legally enforceable right to set off current tax assets against current tax liabilities and when they relate to income taxes levied by the same taxation authority and the Group intends to settle its current tax assets and liabilities on a net basis.

Current and deferred tax are recognised as an expense or income in profit or loss, except when they relate to items credited or debited outside profit or loss (either in other comprehensive income or directly to equity), in which case the tax is also recognised outside profit or loss (either in other comprehensive income or directly in equity, respectively), or where they arise from the initial accounting for a business combination. In the case of a business combination, the tax effect is taken into account in calculating goodwill or determining the excess of the acquirer's interest in the net fair value of the acquiree's identifiable assets, liabilities and contingent liabilities over cost.

FOREIGN CURRENCY TRANSACTIONS AND TRANSLATION - The individual financial statements of each Group entity are measured and presented in the currency of the primary economic environment in which the entity operates (its functional currency). The consolidated financial statements of the Group and the statement of financial position and statement of changes in equity of the Company are presented in Singapore dollars, which is the functional currency of the Company, and the presentation currency for the consolidated financial statements.

In preparing the financial statements of the individual entities, transactions in currencies other than the entity's functional currency are recorded at the rate of exchange prevailing on the date of the transaction. At the end of each reporting period, monetary items denominated in foreign currencies are retranslated at the rates prevailing at the end of the reporting period. Non-monetary items carried at fair value that are denominated in foreign currencies are retranslated at the rates prevailing on the date when the fair value was determined. Non-monetary items that are measured in terms of historical cost in a foreign currency are not retranslated.

Notes to Financial Statements

July 31, 2018

2 SUMMARY OF SIGNIFICANT ACCOUNTING POLICIES (cont'd)

FOREIGN CURRENCY TRANSACTIONS AND TRANSLATION (cont'd)

Exchange differences arising on the settlement of monetary items, and on retranslation of monetary items are included in profit or loss for the period. Exchange differences arising on the retranslation of non-monetary items carried at fair value are included in profit or loss for the period except for differences arising on the retranslation of non-monetary items in respect of which gains and losses are recognised in other comprehensive income. For such non-monetary items, any exchange component of that gain or loss is also recognised in other comprehensive income.

For the purpose of presenting consolidated financial statements, the assets and liabilities of the Group's foreign operations (including comparatives) are expressed in Singapore dollars using exchange rates prevailing at the end of the reporting period. Income and expense items (including comparatives) are translated at the average exchange rates for the period, unless exchange rates fluctuated significantly during that period, in which case the exchange rates at the dates of the transactions are used. Exchange differences arising, if any, are recognised in other comprehensive income and accumulated in a separate component of equity under the header of currency translation reserve.

On the disposal of a foreign operation, (i.e. a disposal of the Group's entire interest in a foreign operation, or a disposal involving loss of control over a subsidiary that includes a foreign operation), all of the accumulated exchange differences in respect of that operation attributable to the Group are reclassified to profit or loss.

In the case of a partial disposal (i.e. no loss of control) of a subsidiary that includes a foreign operation, the proportionate share of accumulated exchange differences are re-attributed to non-controlling interests and are not recognised in profit or loss. For all other partial disposals (i.e. of associates or jointly controlled entities that do not result in the Group losing significant influence or joint control), the proportionate share of the accumulated exchange differences is reclassified to profit or loss.

On consolidation, exchange differences arising from the translation of the net investment in foreign entities (including monetary items that, in substance, form part of the net investment in foreign entities), and of borrowings, are recognised in other comprehensive income and accumulated in a separate component of equity under the header of currency translation reserve.

Goodwill and fair value adjustments arising on the acquisition of a foreign operation are treated as assets and liabilities of the foreign operation and translated at the closing rate.

SEGMENT REPORTING - An operating segment is a component of the Group that engages in business activities from which it may earn revenues and incur expenses, including revenues and expenses that relate to transactions with any of the Group's other components.

The Group determines and presents operating segments based on information that is internally provided to the Group Chief Executive Officer ("CEO") and the Board of Directors ("BOD"), who are the Group's chief operating decision makers. All operating segments' operating results are reviewed regularly by the Group's CEO and BOD to make decision about resources to be allocated to the segment and assess its performance, and for which discrete financial information is available.

CASH AND CASH EQUIVALENTS IN THE STATEMENT OF CASH FLOWS - Cash and cash equivalents in the statement of cash flows comprise cash on hand, bank balances, and fixed deposits that are readily convertible to a known amount of cash and are subject to an insignificant risk of changes in value.

Notes to Financial Statements

July 31, 2018

3 CRITICAL ACCOUNTING JUDGEMENTS AND KEY SOURCES OF ESTIMATION UNCERTAINTY

In the application of the Group's accounting policies, which are described in Note 2 to the financial statements, management is required to make judgements, estimates and assumptions about the carrying amounts of assets and liabilities that are not readily apparent from other sources. The estimates and associated assumptions are based on historical experience and other factors that are considered to be relevant. Actual results may differ from these estimates.

The estimates and underlying assumptions are reviewed on an ongoing basis. Revisions to accounting estimates are recognised in the period in which the estimate is revised if the revision affects only that period, or in the period of the revision and future periods if the revision affects both current and future periods.

Critical judgements in applying the Group's accounting policies

Apart from those involving estimations (see below), the management is of the opinion that any instances of application of judgements are not expected to have a significant effect on the amounts recognised in the financial statements.

Key sources of estimation uncertainty

The key assumptions concerning the future, and other key sources of estimation uncertainty at the end of the reporting period, that have a significant risk of causing a material adjustment to the carrying amounts of assets and liabilities within the next financial year, are discussed below:

Allowances for doubtful receivables

The Group makes allowances for bad and doubtful debts based on an assessment of the recoverability of trade and other receivables. Allowances are applied to trade and other receivables where events or changes in circumstances indicate that the balances may not be collectible. The identification of bad and doubtful debts requires the use of judgement and estimates. Where the expectation is different from the original estimate, such difference will impact the carrying amount of trade and other receivables and doubtful debts expenses in the period in which such estimate has been changed. The carrying amounts of the Group's and the Company's trade and other receivables are disclosed in Notes 8 and 9 to the financial statements respectively.

Allowances for inventories

The management of the Group reviews the aging analysis of inventories at the end of each reporting period, and makes allowances for inventory items that are identified as obsolete and slow-moving. The management estimates the net realisable value for goods for resale based primarily on the latest selling prices and current market conditions. The carrying amount of the Group's inventories is disclosed in Note 10 to the financial statements.

Useful lives of property, plant and equipment

The Group depreciates its property, plant and equipment over their estimated useful lives using the straight-line method. The estimated useful lives reflect the management's estimate of the periods that the Group expects to derive future economic benefits from the use of the property, plant and equipment. Changes in the expected level of usage and technological development could impact the economic useful lives and residual values of these assets. Therefore, future revision to depreciation charges may arise. The carrying amount of the Group's property, plant and equipment is disclosed in Note 11 to the financial statements.

Notes to Financial Statements

July 31, 2018

3 CRITICAL ACCOUNTING JUDGEMENTS AND KEY SOURCES OF ESTIMATION UNCERTAINTY (cont'd)

Impairment of property, plant and equipment

In accordance with FRS 36 *Impairment of Assets*, management performs an impairment assessment on the recoverable amount of the property, plant and equipment. The impairment assessment considered the recoverable amount of the property, plant and equipment using value-in-use at cash CGU level which is the smallest group of assets generating cash inflows independent of other CGUs that benefit from the use of the respective asset, through estimation of the forecasted discounted cash flows to be derived from the use of the assets. The results of impairment assessment led to a reversal of impairment loss amounting to \$861,000 in the prior year as a result of certain uncertainties relating to presumption of continuing use of the previously impaired assets no longer exist at the end of the reporting period. No reversal of impairment loss is necessary in respect of the current year. The carrying amount of the Group's property, plant and equipment, and details of the key factors considered in the impairment assessment is disclosed in Note 11 to the financial statements.

Fair value of investment property

The Group's investment property is stated at fair value based on the valuation performed by independent professional valuer as disclosed in Note 12 to the financial statements. In determining the fair value of the investment property, the valuer has used and considered the income capitalisation method and market evidence of transaction prices of similar properties, which involve the making of certain assumptions and estimates. The professional valuer has exercised its judgment and is satisfied that the valuation method, assumptions and estimates are reflective of the prevailing conditions in Singapore, where the investment property is located. The carrying amount of investment property is disclosed in Note 12 to the financial statements.

Income tax

The Group is subject to income taxes in numerous jurisdictions. Judgement is involved in determining the Group-wide provision for income taxes. There are certain transactions and computations for which the ultimate tax determination is uncertain during the ordinary course of business. The Group recognises liabilities for expected tax issues based on estimates of whether additional taxes will be due. Where the final tax outcome of these matters is different from the amounts that were initially recognised, such differences will impact the income tax and deferred tax provisions in the period in which such determination is made. The carrying amount of income tax payable as at year end was \$15,000 (2017: \$576,000) and carrying amount of deferred tax is disclosed in Note 20 to the financial statements.

Deferred tax assets

The Group has recognised deferred tax asset amounting to \$2,500,000 cumulatively for the financial year ended July 31, 2018 in which \$1,000,000 recognised during the financial year (Note 20) arising from unutilised tax losses of a subsidiary of \$4,000,000 (cumulatively \$10,000,000) based on the future estimated taxable income of the subsidiary. The estimation of the future taxable income requires considerable judgement. Actual results may differ from the forecast estimate impacting the future realisation of the deferred tax asset.

Notes to Financial Statements

July 31, 2018

3 CRITICAL ACCOUNTING JUDGEMENTS AND KEY SOURCES OF ESTIMATION UNCERTAINTY (cont'd)

Impairment of investments in and receivables from subsidiaries

Management reviews the investments in the subsidiaries periodically with the view of assessing whether there is any indication of impairment. To determine whether the investments in the subsidiaries are impaired, management exercises judgement and makes estimation of the fair value less cost of disposal or the value-in-use of those investments and the nature of the underlying assets of the CGU. The value-in-use calculation requires the management to estimate the future cash flows expected from the cash-generating units and an appropriate discount rate in order to calculate the present value of the future cash flows.

The medical devices segment and pipes and pipe fittings segment are assessed as separate CGUs by the management to determine whether the investments in the subsidiaries require any impairment.

The carrying amount of the investments in subsidiaries of the Company is disclosed in Note 14 to the financial statements.

The receivables due from the subsidiaries are tested for impairment whenever there is any objective evidence that these receivables may be impaired. For the year ended July 31, 2018, management evaluated the recoverability and assessed that no impairment was required, having regard to the historical and future performance and financial position of the relevant subsidiaries. The carrying amounts of the receivables due from subsidiaries are disclosed in Note 9 to the financial statements.

Impairment of goodwill

Determining whether goodwill is impaired requires an estimation of the value-in-use of the cash-generating units to which goodwill has been allocated. The value-in-use calculation requires the Group to estimate the future cash flows expected to arise from the cash-generating unit and a suitable discount rate in order to calculate present value. The carrying amount of goodwill at the end of the reporting period was \$1,084,000 (2017: \$1,084,000). Details of key factors considered in the impairment assessment is disclosed in Note 13 to the financial statements. No impairment loss was recognised during the financial year.

Notes to Financial Statements

July 31, 2018

4 FINANCIAL INSTRUMENTS, FINANCIAL RISKS AND CAPITAL MANAGEMENT

(a) Categories of financial instruments

The following table sets out the financial instruments as at the end of the reporting period:

	Group		Company	
	2018	2017	2018	2017
	\$'000	\$'000	\$'000	\$'000
Financial assets				
Loans and receivables (including cash and cash equivalents), at amortised cost:				
- Cash and cash equivalents	7,892	16,313	235	2,035
- Trade receivables	19,376	19,038	-	-
- Other receivables (excluding prepayments and VAT input)	595	769	38,128	37,027
Total	<u>27,863</u>	<u>36,120</u>	<u>38,363</u>	<u>39,062</u>

Financial liabilities

Amortised cost:				
- Bank borrowings	2,810	1,346	-	-
- Trade payables	4,350	2,668	-	-
- Other payables	5,656	4,939	1,483	1,246
- Finance leases	314	568	-	-
Total	<u>13,130</u>	<u>9,521</u>	<u>1,483</u>	<u>1,246</u>

The Group and Company do not have any financial instruments which are subject to enforceable master netting arrangements or similar netting arrangements.

(b) Financial risk management objectives and policies

The Group's overall policy with respect to managing risk arising in the normal course of the Group's business as well as that associated with financial instruments is to minimise the potential adverse effects of the financial performance of the Group. The key financial risks include market risk (including foreign exchange and interest rate risks), credit risk and liquidity risk. The policies for managing these risks are summarised below.

The Group does not hold or issue derivative financial instruments for speculative purposes.

Notes to Financial Statements

July 31, 2018

4 FINANCIAL INSTRUMENTS, FINANCIAL RISKS AND CAPITAL MANAGEMENT (cont'd)

(b) Financial risk management objectives and policies (cont'd)

There has been no change to the Group's exposure to these financial risks or the manner in which it manages and measures the risk. Market risk exposures are measured using sensitivity analysis indicated below.

(i) Foreign exchange risk management

Foreign currency risk occurs as a result of the Group's transactions that are not denominated in their respective functional currencies. These transactions are from the Group's ordinary course of business.

The Group is exposed to foreign currency risk on sales and purchases that are denominated in currencies other than its respective functional currencies. The currencies giving rise to this risk are primarily United States dollar, Singapore dollar and Malaysia ringgit. Foreign currency exposures are monitored by management on an ongoing basis. The effects on the Group's profit or loss arising from the effects of reasonably possible changes to foreign currency risk at the end of the reporting period are shown below.

The Company has certain investments in foreign subsidiaries whose net assets are exposed to currency translation risk.

At the end of the reporting period, the carrying amounts of monetary assets and monetary liabilities denominated in currencies other than the respective Group entities' functional currencies are as follows:

	<u>Liabilities</u>		<u>Assets</u>	
	2018	2017	2018	2017
	\$'000	\$'000	\$'000	\$'000
<u>Group</u>				
United States dollar ("USD")	2,916	1,604	5,840	9,587
Singapore dollar ("SGD")	-	40	1,061	2,728
EURO ("EUR")	-	-	2	-
Malaysia ringgit ("MYR")	39	28	-	-

Notes to Financial Statements

July 31, 2018

4 FINANCIAL INSTRUMENTS, FINANCIAL RISKS AND CAPITAL MANAGEMENT (cont'd)

(b) *Financial risk management objectives and policies (cont'd)*

(i) Foreign exchange risk management (cont'd)

Foreign currency sensitivity

The following table details the sensitivity to a 10% increase and decrease in the relevant foreign currencies against the functional currency of each Group entity. 10% is the sensitivity rate used when reporting foreign currency risk internally to key management personnel and represents management's assessment of the possible change in foreign exchange rates. The sensitivity analysis includes only outstanding foreign currency denominated monetary items and adjusts their translation at the period end for a 10% change in foreign currency rates.

If the relevant foreign currency weakens by 10% against the functional currency of each Group entity, profit for the year will increase (decrease) by:

	<u>USD impact</u>		<u>SGD impact</u>		<u>MYR impact</u>	
	2018	2017	2018	2017	2018	2017
	\$'000	\$'000	\$'000	\$'000	\$'000	\$'000
<u>Group</u>						
Profit or loss	(292)	(798)	(106)	(269)	4	3

If the relevant foreign currency strengthens by 10% against the functional currency of each Group entity, profit for the year will increase (decrease) by:

	<u>USD impact</u>		<u>SGD impact</u>		<u>MYR impact</u>	
	2018	2017	2018	2017	2018	2017
	\$'000	\$'000	\$'000	\$'000	\$'000	\$'000
<u>Group</u>						
Profit or loss	292	798	106	269	(4)	(3)

All monetary assets and monetary liabilities of the Company are denominated in Singapore dollars, which is also its functional currency. Accordingly, no foreign currency sensitivity is presented.

Notes to Financial Statements

July 31, 2018

4 FINANCIAL INSTRUMENTS, FINANCIAL RISKS AND CAPITAL MANAGEMENT (cont'd)

(b) *Financial risk management objectives and policies (cont'd)*

(ii) Interest rate risk management

Interest rate risk refers to the risk faced by the Group as a result of fluctuation in interest rates.

The Group's exposure to interest rate risk mainly arises from the bank loan and bills payable. The terms of repayment of bank loan and bills payable and their interest rates are shown in Note 16 to the financial statements. The interest rate payable for the finance lease is fixed at the inception of the finance lease, and the impact of fluctuation in short-term interest rates on cash and deposits disclosed in Note 7 to the financial statements is relatively insignificant. Interest rate of the finance lease is disclosed in Note 19 to the financial statements.

As at the end of the reporting period, interest rate sensitivity analysis have not been presented as the impact on the Group's and the Company's profit or loss are not expected to be material.

(iii) Credit risk management

Credit risk refers to the risk that a counterparty will default on its contractual obligations resulting in financial loss to the Group. The Group has adopted a stringent procedure in extending credit terms to customer and monitoring its credit risk. Credit evaluations are performed on all customers requiring credit over a certain amount. Where appropriate, letters of credit, cash and/or advance payments are required for new customers and those with an unacceptable credit assessment.

The carrying amount of financial assets recorded in the financial statements, grossed up for any allowances for losses, represents the Group's and the Company's maximum exposure to credit risk without taking into account of the value of any collateral obtained.

Further details of credit risks on trade and other receivables are disclosed in Notes 8 and 9 to the financial statements respectively.

(iv) Liquidity risk management

Liquidity risk arises when the Group is unable to meet its obligations towards other counterparties.

The Group finances its operations by a combination of bank borrowings and internally generated cash flows. Adequate lines of credit and availability of committed funding lines are maintained at all times to meet its obligations as and when they fall due.

The directors are of the opinion that liquidity risk is contained given that the Group maintains sufficient cash and cash equivalents, and internally generated cash flows to finance their activities, and that if required, financing can be obtained from its lines of banking credit facilities.

Notes to Financial Statements

July 31, 2018

4 FINANCIAL INSTRUMENTS, FINANCIAL RISKS AND CAPITAL MANAGEMENT (cont'd)

(b) *Financial risk management objectives and policies (cont'd)*

(iv) Liquidity risk management (cont'd)

Liquidity and interest risk analyses

Non-derivative financial assets

The Group's non-derivative financial assets of \$27,863,000 (2017: \$36,120,000) are either repayable on demand or due within one year from the end of the reporting period and non-interest bearing.

The Company's non-derivative financial assets of \$38,363,000 (2017: \$39,062,000) are either repayable on demand or due within one year from the end of the reporting period and non-interest bearing other than the loan receivable from subsidiaries (Note 9).

Non-derivative financial liabilities

The following tables detail the remaining contractual maturity for non-derivative financial liabilities. The tables have been drawn up on the undiscounted cash flows of financial liabilities based on the earliest date on which the Group and the Company can be required to pay. The table includes both interest and principal cash flows. The adjustment column represents the possible future cash flows attributable to the instrument included in the maturity analysis which is not included in the carrying amount of the financial liabilities on the statement of financial position.

	Weighted average effective interest rate	On demand or within 1 year	Within 2 to 5 years	Adjustment	Total
	%	\$'000	\$'000	\$'000	\$'000
<u>Group</u>					
2018					
Non-interest bearing	-	10,006	-	-	10,006
Variable interest rate instruments	4.46	1,875	-	(80)	1,795
Fixed rate:					
- Finance leases	6.19	192	154	(32)	314
- Bank loans	3.67	1,015	-	-	1,015
		<u>13,088</u>	<u>154</u>	<u>(112)</u>	<u>13,130</u>
2017					
Non-interest bearing	-	7,607	-	-	7,607
Variable interest rate instruments	3.76	1,325	-	(49)	1,276
Fixed rate:					
- Finance leases	6.13	283	346	(61)	568
- Bank loans	10.88	59	17	(6)	70
		<u>9,274</u>	<u>363</u>	<u>(116)</u>	<u>9,521</u>

Notes to Financial Statements

July 31, 2018

4 FINANCIAL INSTRUMENTS, FINANCIAL RISKS AND CAPITAL MANAGEMENT (cont'd)

(b) *Financial risk management objectives and policies (cont'd)*

(iv) Liquidity risk management (cont'd)

<u>Company</u>	Weighted average effective interest rate %	On demand or within 1 year \$'000	Within 2 to 5 years \$'000	Adjustment \$'000	Total \$'000
2018					
Financial liabilities					
Non-interest bearing	-	1,483	-	-	1,483
Contingent liabilities	-	15,985	-	(15,985)	-
2017					
Financial liabilities					
Non-interest bearing	-	1,246	-	-	1,246
Contingent liabilities	-	15,985	-	(15,985)	-

(v) Fair value of financial assets and financial liabilities

The carrying amounts of cash and cash equivalents, trade and other receivables and payables and other liabilities approximate their respective fair values due to the relatively short-term maturity of these financial instruments other than the finance lease liability and bank borrowings which are due more than one year. The fair values of other classes of financial assets and liabilities are disclosed in the respective notes to financial statements.

(c) *Capital management policies and objectives*

The Group manages its capital to ensure that entities in the Group will be able to continue as a going concern, while maximising the return to stakeholders through the optimisation of the debt and equity balance.

The capital structure of the Group consists of debt, which includes the bank borrowings and finance leases as disclosed in Notes 16 and 19 to the financial statements respectively and equity attributable to owners of the Company, comprising issued capital and reserves. The Group's overall strategy remains unchanged from 2017.

Notes to Financial Statements

July 31, 2018

5 HOLDING COMPANY AND RELATED COMPANY TRANSACTIONS

The Company is a subsidiary of Venner Capital S.A., incorporated in the Republic of Panama, which is also its ultimate holding company. The ultimate controlling party is Mr. Robert Gaines-Cooper whose interest in Company is held through Venner Capital S.A..

Some of the Company's transactions and arrangements are with the subsidiaries in the Group and of the ultimate holding company and the effect of these on the basis determined between the parties is reflected in these financial statements. The intercompany balances are unsecured, interest-free and repayable on demand unless otherwise stated.

Transactions between the Company and its subsidiaries have been eliminated on consolidation and are therefore not disclosed in this note.

During the year, Group entities entered into the following transactions with group companies of the ultimate holding company:

	Group	
	2018	2017
	\$'000	\$'000
<u>Ultimate holding company</u>		
Miscellaneous income	24	23
<u>Subsidiaries of the ultimate holding company</u>		
Sales of goods	2,136	2,543
Miscellaneous charges	(1)	(62)
Rental income	72	72
Design services	393	200

6 RELATED PARTY TRANSACTIONS

Some of the Group's transactions and arrangements are with related parties and the effect of these on the basis determined between the parties is reflected in these financial statements. The balances are unsecured, interest-free and repayable on demand unless otherwise stated.

During the year, the Group entities entered into the following transactions with related parties as follows:

	Group	
	2018	2017
	\$'000	\$'000
<u>Entity in which a director has interest</u>		
Sales of goods	-	7
<u>Entity in which a director is a partner</u>		
Legal fees expense	(27)	(25)

Notes to Financial Statements

July 31, 2018

6 RELATED PARTY TRANSACTIONS (cont'd)

Compensation of directors and key management personnel

The remuneration of directors and other members of key management during the year was as follows:

	Group	
	2018 \$'000	2017 \$'000
Short-term benefits	2,110	2,204
Post-employment benefits	81	84
Share-based payment	164	108
	<u>2,355</u>	<u>2,396</u>

The remuneration of directors and key management is determined by the Remuneration Committee having regard to the performance of individuals and market trends.

7 CASH AND CASH EQUIVALENTS

	Group		Company	
	2018 \$'000	2017 \$'000	2018 \$'000	2017 \$'000
Cash and cash equivalents	7,892	14,237	235	2,035
Fixed deposits	-	2,076	-	-
Cash and cash equivalents in the statement of cash flows	<u>7,892</u>	<u>16,313</u>	<u>235</u>	<u>2,035</u>

The fixed deposits bear interest at 1.20% (2017: 1.00%) per annum and for a term of 77 days (2017: 365 days). The Group's fixed deposits are readily convertible to cash at minimal costs.

Notes to Financial Statements

July 31, 2018

8 TRADE RECEIVABLES

	Group	
	2018	2017
	\$'000	\$'000
Outside parties	18,137	17,673
Allowance for doubtful trade receivables	(105)	(22)
	<u>18,032</u>	<u>17,651</u>
Amounts due from contract customers (Note 8A)	506	540
Unbilled receivables	271	-
Subsidiaries of ultimate holding company	567	847
Total	<u>19,376</u>	<u>19,038</u>

The credit period on sale of goods is 30 to 90 days (2017: 30 to 90 days). No interest is charged on the outstanding balance.

Included in the allowance for doubtful debts are specific trade receivables with a balance of \$105,000 (2017: \$22,000). Allowance for doubtful trade receivables is provided based on the assessment of outstanding debts more than 60 days after the credit term and by reference to past default experience.

Before accepting any new customer, the Group obtained customers' general profile from an external credit monitoring service provider to assess the potential customer's credit worthiness and defines credit limits to customer. Credit limits attributed to customer are reviewed periodically.

Included in the Group's trade receivable balance are debtors with a carrying amount of \$7,150,000 (2017: \$5,327,000) which are past due at the end of the reporting period for which the Group has not provided as there has not been a significant change in credit quality and the amounts are still considered recoverable. The Group does not hold any collateral over these balances.

As at end of the reporting period, 33.9% (2017: 26.8%) of the Group's trade receivables amounting to \$6,576,000 (2017: \$5,095,000) was due from a range of six to seven third party customers.

Below is an analysis of trade receivables:

	Group	
	2018	2017
	\$'000	\$'000
Not past due nor impaired (i)	12,226	13,711
Past due but not impaired (ii)	7,150	5,327
	<u>19,376</u>	<u>19,038</u>
Impaired receivables - individually assessed (iii)	105	22
Less: Allowance for doubtful debts (iv)	(105)	(22)
	<u>-</u>	<u>-</u>
Total trade receivables, net	<u>19,376</u>	<u>19,038</u>

Notes to Financial Statements

July 31, 2018

8 RECEIVABLES (cont'd)

(i) Based on the credit evaluation process performed by management, the receivables that are not past due and not impaired relate to customers that have been assessed to be creditworthy.

(ii) Aging of receivables that are past due but not impaired:

	<u>Group</u>	
	2018	2017
	\$'000	\$'000
< 3 months	5,628	4,528
3 months to 6 months	1,115	524
6 months to 12 months	372	218
> 12 months	35	57
	<u>7,150</u>	<u>5,327</u>

(iii) These amounts are stated before any deduction for impairment losses.

In determining the recoverability of a trade receivable, the Group considers any change in the credit quality of the trade receivable from the date credit was initially granted up to the end of the reporting period. Accordingly, the management believes that there is no further credit allowance required in excess of the allowance for doubtful debts. The Group does not hold any collateral over these balances.

(iv) Movement in the allowance for doubtful debts:

	<u>Group</u>	
	2018	2017
	\$'000	\$'000
Balance at beginning of the year	22	118
Amounts written off during the year	(22)	(5)
Increase (Decrease) in allowance recognised in profit or loss	105	(91)
Balance at end of the year	<u>105</u>	<u>22</u>

Notes to Financial Statements

July 31, 2018

8A CONSTRUCTION CONTRACTS

	Group	
	2018	2017
	\$'000	\$'000
Contracts in progress at end of the reporting period:		
Amounts due from contract customers included in trade receivables (Note 8)	506	540
Amounts due to contract customers included in trade payables (Note 17)	(125)	(127)
	<u>381</u>	<u>413</u>
Contract costs incurred plus recognised profits (less recognised losses to date)	2,560	1,749
Less: Progress billings	(2,179)	(1,336)
	<u>381</u>	<u>413</u>

9 OTHER RECEIVABLES

	Group		Company	
	2018	2017	2018	2017
	\$'000	\$'000	\$'000	\$'000
<u>Current</u>				
Deposits	294	441	-	-
Other receivables due from subsidiaries of the Company	-	-	14,699	13,598
Dividend receivable from subsidiaries of the Company	-	-	23,429	23,429
Others	301	328	-	-
	<u>595</u>	<u>769</u>	<u>38,128</u>	<u>37,027</u>
Prepayments	1,332	990	20	20
VAT input	189	808	-	-
Total	<u>2,116</u>	<u>2,567</u>	<u>38,148</u>	<u>37,047</u>

In determining the recoverability of receivables from the subsidiaries, the Company considers the financial strength and historical and future performance of the subsidiaries. Accordingly, the management believes that no allowance for doubtful debts is required.

The dividend receivable due from subsidiaries of the Company are unsecured, interest-free and repayable on demand while other receivables due from subsidiaries of the Company are unsecured, bear interest rate of 2.50% (2017: 3.00%) and repayable on demand.

Notes to Financial Statements

July 31, 2018

10 INVENTORIES

	<u>Group</u>	
	2018	2017
	\$'000	\$'000
Raw materials	6,049	2,636
Work-in-progress	1,325	454
Finished goods	4,831	2,983
Inventories written down to net realisable value	(213)	(145)
Total	<u>11,992</u>	<u>5,928</u>

Movement in the write-down of inventories to net realisable value:

	<u>Group</u>	
	2018	2017
	\$'000	\$'000
Balance at beginning of year	145	47
Additions during the year	160	139
Reversal during the year	(92)	(41)
Balance at end of year	<u>213</u>	<u>145</u>

Due to an increase in the demand for certain goods and a result of changes in consumer preferences, the Group reversed \$92,000 (2017: \$41,000), being part of inventories written down to net realisable value in the prior financial year, to the current year profit or loss. The reversal is included in "Other operating expenses".

Notes to Financial Statements

July 31, 2018

11 PROPERTY, PLANT AND EQUIPMENT

Group

	Office equipment	Leasehold property	Leasehold improvements	Plant and equipment	Motor vehicles	Capital work-in-progress	Total
	\$'000	\$'000	\$'000	\$'000	\$'000	\$'000	\$'000
Cost:							
At August 1, 2016	2,524	8,258	10,621	29,888	1,913	-	53,204
Additions	28	58	107	1,426	-	999	2,618
Disposals	(47)	-	-	(1,148)	-	-	(1,195)
Written off	(3)	-	-	-	-	-	(3)
Reclassification	4	-	21	878	-	(903)	-
Exchange differences	(10)	(7)	(105)	(91)	(1)	(50)	(264)
At July 31, 2017	2,496	8,309	10,644	30,953	1,912	46	54,360
Additions	50	51	1,149	1,471	17	3,688	6,426
Disposals	(4)	-	-	(729)	(175)	-	(908)
Written off	(17)	-	-	(241)	-	-	(258)
Reclassification	10	-	6	1,940	-	(1,956)	-
Exchange differences	-	18	(101)	(12)	-	-	(95)
At July 31, 2018	2,535	8,378	11,698	33,382	1,754	1,778	59,525

Notes to Financial Statements

July 31, 2018

11 PROPERTY, PLANT AND EQUIPMENT (cont'd)

Group

	Office equipment \$'000	Leasehold property \$'000	Leasehold improvements \$'000	Plant and equipment \$'000	Motor vehicles \$'000	Capital work-in-progress \$'000	Total \$'000
Accumulated depreciation:							
At August 1, 2016	2,272	2,659	6,786	18,098	1,074	-	30,889
Depreciation	123	305	706	1,965	272	-	3,371
Disposals	(46)	-	-	(1,144)	-	-	(1,190)
Written off	(3)	-	-	-	-	-	(3)
Exchange differences	(12)	(3)	(73)	(55)	(9)	-	(152)
At July 31, 2017	2,334	2,961	7,419	18,864	1,337	-	32,915
Depreciation	85	310	747	2,157	240	-	3,539
Disposals	-	-	-	(548)	(175)	-	(723)
Written off	(17)	-	-	(241)	-	-	(258)
Exchange differences	(9)	9	(98)	26	1	-	(71)
At July 31, 2018	2,393	3,280	8,068	20,258	1,403	-	35,402
Impairment:							
At August 1, 2016, July 31, 2017 and July 31, 2018	80	-	498	3,357	22	-	3,957
Carrying amount:							
At July 31, 2018	62	5,098	3,132	9,767	329	1,778	20,166
At July 31, 2017	82	5,348	2,727	8,732	553	46	17,488

Notes to Financial Statements

July 31, 2018

11 PROPERTY, PLANT AND EQUIPMENT (cont'd)

The Group carried out a review of the recoverable amount of plant and equipment having regard to its ongoing operations with indications of impairment. The plant and equipment with indicator of impairment amounts to \$11,861,000 (2017: \$8,480,000). The recoverable amount of the relevant assets has been determined on the basis of their value-in-use through estimation of the forecasted cash flows to be derived from the use of the assets. The key assumptions used for the value-in-use calculation are those relating to the discount rate, revenue growth rates, gross operating margins, working capital changes and terminal growth rates. The revenue growth rates are based on the contracted and estimates of projected customer orders. The Group prepares the cash flow forecasts derived from the most recent financial budgets approved by management for the next five years. The growth rate used to extrapolate the cash flows of the CGU beyond the forecast period is 1% (2017: 1%), which does not exceed the long-term growth rate for the relevant markets. The discount rate used in measuring value-in-use is 13.1% (2017: 13.1%). Based on the impairment assessment performed in current year, there was no impairment required.

The carrying amounts of the Group's plant and equipment and motor vehicles include amounts of \$328,000 (2017: \$386,000) and \$135,000 (2017: \$180,000) respectively, in respect of assets held under finance leases.

Details of the leasehold property held by the Group as at July 31, 2018 are set out below:

<u>Location</u>	<u>Description</u>	<u>Area</u>	<u>Tenure</u>
35 Joo Koon Circle Singapore 629110	Leasehold factory and office	14,906 sq metre	Lease term of 56 years from February 1, 2000

The leasehold property is used in both the manufacturing and sale of the Group's products as well as to earn rental income. Accordingly, the portion that is held to generate rental income has been classified as investment property (Note 12).

The carrying amount of the portion of the leasehold property recognised as investment property (Note 12) has been determined based on the space area used for generating rental income over the total available space area. The portion of the leasehold building that is held in use by the Group is carried at cost less accumulated depreciation and any accumulated impairment loss.

There is a legal mortgage over the leasehold property having a carrying amount of approximately \$4,856,000 (2017: \$5,126,000) to secure banking facilities granted to the Group.

Notes to Financial Statements

July 31, 2018

12 INVESTMENT PROPERTY

	<u>Group</u>	
	2018	2017
	\$'000	\$'000
Balance at beginning of year	6,020	6,020
Changes in fair value adjustment	482	-
Balance at end of year	<u>6,502</u>	<u>6,020</u>

The fair value of the Group's investment property is \$6,502,000 (2017: \$6,020,000) and has been determined on the basis of valuation carried out at the end of the reporting period by an independent valuer, having an appropriate recognised professional qualification and recent experience in the location and category of the properties being valued, and not related to the Group. The valuation was arrived at principally by using the basis of market comparable approach. In estimating the fair value, the highest and best use of the property is its current use. There has been no change to the valuation technique during the year.

The fair value was derived using the market comparable approach based on recent market prices without any significant adjustments being made to the market observable data and is classified under Level 2 of the fair value hierarchy.

There were no transfers between Levels during the year.

The property rental income from the Group's investment property which are leased out under operating leases amounted to \$72,000 (2017: \$72,000) in current year. Direct operating expenses arising on the investment property amounted to \$55,000 (2017: \$52,000) in current year.

There is a legal mortgage over the investment property to secure banking facilities granted to the Group.

Notes to Financial Statements

July 31, 2018

13 INTANGIBLE ASSETS

Group

	Intellectual properties	Development costs	Customer relationships	Development rights	Software	Goodwill	Total
	\$'000	\$'000	\$'000	\$'000	\$'000	\$'000	\$'000
Cost:							
At August 1, 2016 and July 31, 2017	326	289	2,775	800	-	1,084	5,274
Addition	-	-	-	-	53	-	53
At July 31, 2018	326	289	2,775	800	53	1,084	5,327
Accumulated amortisation:							
At August 1, 2016	197	-	1,097	253	-	-	1,547
Amortisation for the year	33	-	-	-	-	-	33
At July 31, 2017	230	-	1,097	253	-	-	1,580
Amortisation for the year	33	-	-	-	-	-	33
At July 31, 2018	263	-	1,097	253	-	-	1,613
Impairment:							
At August 1, 2016,	-	-	-	-	-	-	-
July 31, 2017 and July 31, 2018	-	289	1,677	547	-	-	2,513
Carrying amount:							
At July 31, 2018	63	-	1	-	53	1,084	1,201
At July 31, 2017	96	-	1	-	-	1,084	1,181

Notes to Financial Statements

July 31, 2018

13 INTANGIBLE ASSETS (cont'd)

Goodwill acquired in a business combination is allocated, at acquisition to the CGU that are expected to benefit from that business combination. The carrying amount of goodwill has been allocated as follow:

	Group	
	2018	2017
	\$'000	\$'000
Medical devices segment	1,084	1,084

The Group tests goodwill annually for impairment or more frequently if there are indications that goodwill might be impaired.

The recoverable amount of the CGU is determined through value-in-use calculations. The key assumptions for the value-in-use calculations are those regarding the discount rates, growth rates and operating margins. The growth rates are based on the contracted and estimates of projected customer orders.

The Group prepares the cash flow forecasts derived from the most recent financial budgets approved by management for the next five years. The growth rate used to extrapolate the cash flows of the CGU beyond the forecast period is 1% (2017: 1%), which does not exceed the long-term growth rate for the relevant markets. The discount rate used in measuring value-in-use is 13.1% (2017: 13.1%).

As at July 31, 2018, any reasonably possible change to the key assumptions applied is not likely to cause the recoverable amounts to be below the carrying amounts of the CGU.

Based on the value-in-use calculations, management is of the opinion that no impairment on goodwill is necessary as the recoverable amount is higher than its carrying amount.

Notes to Financial Statements

July 31, 2018

14 SUBSIDIARIES

Company

	<u>\$'000</u>
Cost:	
At August 1, 2016	48,051
Deemed investment arising from financial guarantee provided to a subsidiary	148
Deemed investment arising from share options granted under the Vicplas International Share Option Plan	41
At July 31, 2017	<u>48,240</u>
Deemed investment arising from financial guarantee provided to a subsidiary	145
Deemed investment arising from share options granted under the Vicplas International Share Option Plan	102
At July 31, 2018	<u>48,487</u>
Impairment:	
At August 1, 2016, July 31, 2017 and July 31, 2018	<u>8,018</u>
Carrying amount:	
At July 31, 2018	<u>40,469</u>
At July 31, 2017	<u>40,222</u>

Details of the Company's subsidiaries at July 31, 2018 are as follows:

<u>Name of subsidiary and country of incorporation and operation</u>	<u>Principal activity</u>	<u>Proportion of ownership interest and voting power held</u>	
		<u>2018</u>	<u>2017</u>
		%	%
Vicplas Holdings Pte Ltd ^(a) (Singapore)	Manufacturing, trading and distributing of pipes and pipe fittings	100	100
Rimplas Industries Sdn. Bhd. ^(b) (Malaysia)	Manufacturing and distributing of pipes and pipe fittings	100	100
Forefront Medical Investment Pte. Ltd. ^(a) (Singapore)	Sale of medical and pharmaceutical products	100	100

Notes to Financial Statements

July 31, 2018

14 SUBSIDIARIES (cont'd)

<u>Name of subsidiary and country of incorporation and operation</u>	<u>Principal activity</u>	<u>Proportion of ownership interest and voting power held</u>	
		<u>2018</u>	<u>2017</u>
		<u>%</u>	<u>%</u>
Forefront Medical Technology (Pte) Ltd ^(a) (Singapore)	Developing and manufacturing of medical devices	100	100
XentiQ (Pte.) Ltd. ^(a) (Singapore)	Project design and engineering services	81	81
<u>Subsidiary of Forefront Medical Technology (Pte) Ltd</u>			
Forefront Investment Pte. Ltd. ^(a) (Singapore)	Investment holding	100	100
<u>Subsidiary of Forefront Investment Pte. Ltd.</u>			
Forefront (Xiamen) Medical Devices Co., Ltd ^(b) (People's Republic of China)	Manufacturing and assembly of medical devices	100	100
<u>Subsidiary of Forefront Medical Investment Pte. Ltd.</u>			
Forefront Medical Technology (Jiangsu) Co., Ltd ^(b) (People's Republic of China)	Manufacturing and assembly of medical devices	100	100
<u>Subsidiary of Vicplas Holdings Pte Ltd</u>			
Vicplas Investment Pte. Ltd. ^(a) (Singapore)	Investment holding	100	-

Note:

(a) Audited by Deloitte & Touche LLP, Singapore.

(b) Audited by overseas practices of Deloitte & Touche Tohmatsu Limited.

Summary financial information in respect of each of the Group's subsidiaries was not prepared as the Group has no material non-controlling interests.

Notes to Financial Statements

July 31, 2018

15 JOINT VENTURE

	<u>Group</u>	
	2018	2017
	\$'000	\$'000
Cost of investment in joint venture	1,168	-

During the year, Vicplas Investment Pte. Ltd., has made a partial capital injection of US\$857,500 (approximately S\$1,168,000) in V&H Investment Co., Ltd, for 49% proportionate equity interest as a joint venture company in Cambodia that was incorporated on May 29, 2017 for the purpose of acquiring land and property for the new manufacturing facility in Cambodia. The partial capital injection is to fund the payment of the deposit for the land located at National Road 3 within Kong Pisei District, Kampong Speu Province, Kingdom of Cambodia for the new manufacturing facility in Cambodia.

Details of the joint venture at the end of the reporting period are as follows:

<u>Name of company, country of incorporation and operations</u>	<u>Principal activity</u>	<u>Proportion of ownership interest and voting rights held by the Group</u>	
		<u>2018</u>	<u>2017</u>
		%	%
V&H Investment Co., Ltd (Cambodia)	Buying, selling and operating of self-owned or leased real estate	49	-

The above joint venture is accounted for using the equity method in these consolidated financial statements and is exempted from statutory audit in the country of domicile.

The summarised financial information of the joint venture are as follows:

V&H Investment Co., Ltd

	<u>Group</u>	
	2018	2017
	\$'000	\$'000
Current assets	260	-
Non-current assets	2,128	-
Current liabilities	(4)	-

Notes to Financial Statements

July 31, 2018

15 JOINT VENTURE (cont'd)

The above amounts of assets and liabilities include the following:

	<u>Group</u>	
	2018	2017
	\$'000	\$'000
Cash and cash equivalents	260	-
Current financial liabilities (excluding trade and other payables and provisions)	-	-

	<u>Group</u>	
	2018	2017
	\$'000	\$'000
Revenue	-	-
Profit for the year, representing total comprehensive income for the year	-	-

Reconciliation of the above summarised financial information to the carrying amount of the interest in V&H Investment Co., Ltd recognised in the consolidated financial statements:

	<u>Group</u>	
	2018	2017
	\$'000	\$'000
Net assets of the joint venture	2,384	-
Proportion of the Group's ownership interest in V&H Investment Co., Ltd	49%	-
Carrying amount of the Group's interest in V&H Investment Co., Ltd	<u>1,168</u>	<u>-</u>

16 BANK BORROWINGS

	<u>Group</u>	
	2018	2017
	\$'000	\$'000
<u>Secured – at amortised cost</u>		
Bills payable to banks	1,795	1,276
Bank loans	1,015	70
	<u>2,810</u>	<u>1,346</u>
Less: Amount due for settlement within 12 months (shown under current liabilities)	(2,810)	(1,331)
Amount due for settlement after 12 months	<u>-</u>	<u>15</u>

Bills payable are repayable within one year. As the amounts are due for settlement within 12 months, they are shown under current liabilities.

Bills payable bear interest at rates ranging from 4.22% to 4.49% (2017: 2.80% to 3.44%) per annum. The carrying amount of the bills payable approximates its fair value due to its short-term maturity.

Bills payable are repayable between 2 to 4 months (2017: 1 to 3 months) from the date the bills are first issued.

Notes to Financial Statements

July 31, 2018

16 BANK BORROWINGS (cont'd)

During the financial year, a bank loan of \$1,000,000 was raised on June 7, 2018 with an interest rate of 3.67% with repayment term within 6 months.

The bills payable and bank loans are secured by way of a legal mortgage over the Group's leasehold property and investment property as disclosed in Notes 11 and 12 respectively and a corporate guarantee of \$15,985,000 (2017: \$15,985,000) given by the Company.

In FY2016, a bank loan of \$150,000 was raised on September 23, 2015 with an interest rate of 10.88% (2017: 10.88%). Repayments commenced on November 3, 2016 on a monthly basis and will continue until October 1, 2018. The loan is secured by guarantees from certain directors of a subsidiary.

The fair values of the Group's bank borrowings approximate their carrying amounts.

Reconciliation of liabilities arising from financing activities

The table below details changes in the Group's liabilities arising from financing activities, including both cash and non-cash changes. Liabilities arising from financing activities are those for which cash flows were, or future cash flows will be, classified in the Group's consolidated statement of cash flows as cash flows from financing activities.

	August 1, 2017	Financing cash flows	Non-cash changes Finance expense (Note 27)	Interest paid	July 31, 2018
	\$'000	\$'000	\$'000	\$'000	\$'000
Bills payable to banks	1,276	519	107	(107)	1,795
Bank loans	70	945	11	(11)	1,015
Finance leases (Note 19)	568	(254)	29	(29)	314
	<u>1,914</u>	<u>1,210</u>	<u>147</u>	<u>(147)</u>	<u>3,124</u>

17 TRADE PAYABLES

	<u>Group</u>	
	2018	2017
	\$'000	\$'000
Outside parties	4,348	2,668
Subsidiary of ultimate holding company	2	-
Advance billing to customers	15	-
Amount due to contract customers (Note 8A)	125	127
Total	<u>4,490</u>	<u>2,795</u>

The credit periods on purchases of goods is 30 to 120 days (2017: 30 to 120 days). No interest is charged on the outstanding balance.

Notes to Financial Statements

July 31, 2018

18 OTHER PAYABLES

	<u>Group</u>		<u>Company</u>	
	2018	2017	2018	2017
	\$'000	\$'000	\$'000	\$'000
Outside parties	1,030	976	480	333
Accruals	4,351	3,645	728	595
Directors' fees	275	278	275	278
Ultimate holding company	-	40	-	40
	5,656	4,939	1,483	1,246
Provision for unutilised leave	323	263	64	48
Total	5,979	5,202	1,547	1,294

19 FINANCE LEASES

Group

	<u>Minimum lease payments</u>		<u>Present value of minimum lease payments</u>	
	2018	2017	2018	2017
	\$'000	\$'000	\$'000	\$'000
Amounts payable under finance leases:				
Within one year	192	283	172	254
In the second to fifth years inclusive	154	346	142	314
	346	629	314	568
Less: Future finance charges	(32)	(61)	-	-
Present value of lease obligations	314	568	314	568
Less: Amount due for settlement within 12 months (shown under current liabilities)			(172)	(254)
Amount due for settlement after 12 months			142	314

It is the Group's policy to lease certain of its plant and equipment and motor vehicles under finance leases. The average lease term is 2 to 5 years (2017: 2 to 5 years). For the year ended July 31, 2018, the average effective borrowing rate is 6.19% (2017: 6.13%) per annum. Interest rates are fixed at the contract date, and thus expose the Group to interest rate risk. All leases are on a fixed repayment basis and no arrangements have been entered into for contingent rental payments.

The fair values of the Group's lease obligations approximate their carrying amounts.

The Group's obligations under finance leases are secured by the lessors' title to the leased assets and corporate guarantee from the Company.

Notes to Financial Statements

July 31, 2018

20 DEFERRED TAX

The following are the major deferred tax liabilities and (assets) recognised by the Group and the movements thereon, during the current and prior reporting periods:

	Revaluation of investment property	Accelerated tax depreciation	Provision	Revaluation of assets	Tax losses	Total
	\$'000	\$'000	\$'000	\$'000	\$'000	\$'000
At August 1, 2016	607	1,105	(234)	8	(1,500)	(14)
Charge to:						
Profit or loss for the year (Note 29)	-	22	4	-	-	26
Exchange difference	-	-	22	-	-	22
At July 31, 2017	607	1,127	(208)	8	(1,500)	34
Credit to:						
Profit or loss for the year (Note 29)	-	-	(12)	-	(1,000)	(1,012)
Exchange difference	-	-	-	-	-	-
At July 31, 2018	607	1,127	(220)	8	(2,500)	(978)

Certain deferred tax assets and liabilities have been offset in accordance with the Group's accounting policy. The following is the analysis of the deferred tax balances (after offset) for statement of financial position purposes:

	Group	
	2018	2017
	\$'000	\$'000
Deferred tax liabilities	1,522	1,534
Deferred tax assets	(2,500)	(1,500)
	(978)	34

Subject to the agreement by the tax authorities, at the end of the reporting period, the Group has unutilised tax losses of \$19,424,000 (2017: \$20,529,000) available to offset against future profits. A total cumulative deferred tax asset has been recognised in respect of such losses amounting \$10,000,000, out of which \$4,000,000 recognised during the financial year. No deferred tax assets has been recognised in respect of the remaining \$9,424,000 (2017: \$14,529,000) due to the unpredictability of future profit streams. With respect to the total unutilised tax losses, \$7,000, \$7,900,000, \$5,390,000, \$3,235,000, \$912,000 and \$1,504,000 will expire in January 2019, January 2020, January 2021, January 2022, January 2023 and January 2024 respectively.

At the end of the reporting period, the aggregate amount of temporary differences associated with undistributed earnings of foreign subsidiaries for which deferred tax liabilities have not been recognised is \$2,540,000 (2017: \$4,044,000). No liability has been recognised in respect of these differences because the Group is in a position to control the timing of the reversal of the temporary differences and it is probable that such differences will not reverse in the foreseeable future.

Notes to Financial Statements

July 31, 2018

21 SHARE OPTION RESERVE

SHARE-BASED PAYMENTS

The share option reserve arises on the grant of share options to employees under the employee share option plan. Further information about share-based payments to employees is disclosed below.

The Company has a share option scheme for the following participants of the Group:

- (a) Group employees who hold such rank as may be designated by the Board of Directors from time to time;
- (b) Non-Executive Directors who, in the opinion of the Board of Directors, have contributed or will contribute to the success of the Group; and
- (c) Associated company employees who hold such rank as may be designated by the Board of Directors from time to time and who, in the opinion of the Board of Directors, have contributed or will contribute to the success of the Group.

The Vicplas International Shares Option Plan ("VISOP") is administered by the Board of Directors.

Options are exercisable at a price based on the volume weighted average price for the shares of the Company on the Singapore Exchange Securities Trading Limited for the three consecutive trading days preceding the date of grant. The vesting period is 1 to 10 years. If the options remain unexercised after a period of 5 to 10 years from the date of grant, the options expire. Options are forfeited if the participant of the share option scheme leaves the Group before the options are exercised.

Share options granted under the VISOP carry no rights to dividends and no voting rights until the options become vested and are exercised.

Details of the share options outstanding during the year are as follows:

	<u>Group and Company</u>			
	2018	2017	2018	2017
	'000	'000	\$	\$
	Number of share options		Weighted average exercise price	
Outstanding at the beginning of the year	31,000	20,700	0.1049	0.1012
Granted during the year	-	13,000	-	0.1080
Exercised during the year	(4,250)	(2,700)	0.0832	0.0913
Forfeited during the year	(500)	-	0.0750	-
Outstanding at the end of the year	<u>26,250</u>	<u>31,000</u>	0.1104	0.1049
Exercisable at the end of the year	<u>4,800</u>	<u>3,100</u>	0.1112	0.0882

Notes to Financial Statements

July 31, 2018

21 SHARE OPTION RESERVE (cont'd)

In previous financial year, 13,000,000 options were granted on January 23, 2017. The estimated fair values of the options granted on that date ranges from \$0.022 to \$0.024.

The fair values for share options granted during the year July 31, 2017 were calculated using the Trinomial Option Pricing Model. The inputs into the model at the date of grant were as follows:

	2017
Weighted average share price	\$0.108
Weighted average exercise price	\$0.108
Expected volatility	44% to 48%
Expected life	5.5 to 7.5 years
Risk free rate	1.82% to 2.04%
Expected dividend yield	7.14%

Expected volatility was determined by calculating the historical volatility of the Company's share price over the previous 10 years. The expected life used in the model had been adjusted, based on management's best estimate, for the effects of non-transferability, exercise restrictions and behavioural considerations.

The Group and the Company recognised total expenses of \$203,000 and \$101,000 (2017: \$130,000 and \$89,000) respectively related to equity-settled share-based payment transactions during the year.

22 SHARE CAPITAL AND TREASURY SHARES

SHARE CAPITAL

	<u>Group and Company</u>			
	2018	2017	2018	2017
	'000	'000	\$'000	\$'000
Number of ordinary shares				
Issued and paid up:				
At beginning of year	501,427	498,727	50,053	49,807
Exercise of share options (Note 21)	4,250	2,700	354	246
At the end of the year	<u>505,677</u>	<u>501,427</u>	<u>50,407</u>	<u>50,053</u>

Fully paid ordinary shares, which have no par value, carry one vote per share and carry a right to dividends when declared by the Company.

Notes to Financial Statements

July 31, 2018

22 SHARE CAPITAL AND TREASURY SHARES (cont'd)

Share options over ordinary shares granted under employee share option scheme:

As at July 31, 2018, participants of the share option scheme held options over 26,250,000 ordinary shares, of which 21,450,000 are unvested in aggregate. The number of options and their expiry dates are as follows:

<u>Number of options</u>	<u>Expiring on:</u>
750,000	November 19, 2019
2,500,000	January 18, 2021
10,000,000	January 18, 2026
13,000,000	January 23, 2027
<u>26,250,000</u>	

As at July 31, 2017, participants of the share option scheme held options over 31,000,000 ordinary shares, of which 27,900,000 are unvested in aggregate. The number of options and their expiry dates are as follows:

<u>Number of options</u>	<u>Expiring on:</u>
500,000	April 1, 2021
1,500,000	March 27, 2019
2,250,000	November 19, 2019
3,750,000	January 18, 2021
10,000,000	January 18, 2026
13,000,000	January 23, 2027
<u>31,000,000</u>	

Share options granted under the share option scheme carry no rights to dividends and no voting rights. Further details of the share option scheme are contained in Note 21 to the financial statements.

TREASURY SHARES

	<u>Group and Company</u>			
	<u>2018</u>	<u>2017</u>	<u>2018</u>	<u>2017</u>
	<u>'000</u>	<u>'000</u>	<u>\$'000</u>	<u>\$'000</u>
Number of ordinary shares				
At the beginning and end of the year	<u>461</u>	<u>461</u>	<u>37</u>	<u>37</u>

In prior years, the Company paid \$37,000 to acquire 461,000 of its own shares through market purchase. These shares are held as treasury shares. There are no shares being repurchased during the year.

Notes to Financial Statements

July 31, 2018

23 CURRENCY TRANSLATION AND REVALUATION RESERVES

Revaluation reserve

The revaluation reserve arose on the changes in fair value of investment property (Note 12). The difference between the carrying amount of the property and its fair value at that date of transfer was recognised in other comprehensive income. When the investment property is subsequently disposed, the revaluation reserve may be transferred to retained earnings.

Currency translation reserve

Exchange differences relating to the translation from the functional currencies of the Group's foreign subsidiaries into Singapore dollars are brought to account by recognising those exchange differences in other comprehensive income and accumulating them in a separate component of equity under the header of currency translation reserve.

24 REVENUE

An analysis of the Group's revenue for the year, is as follows:

	<u>Group</u>	
	2018	2017
	\$'000	\$'000
Sales of goods	67,506	62,478
Rendering of services	1,167	1,232
	<u>68,673</u>	<u>63,710</u>

25 OTHER INCOME

	<u>Group</u>	
	2018	2017
	\$'000	\$'000
Gain on disposal of property, plant and equipment	-	36
Interest income from fixed deposits	7	35
Income from tooling and maintenance services	1,695	3,078
Miscellaneous income:		
Ultimate holding company (Note 5)	-	23
Outside parties	827	622
Foreign exchange gain, net	-	25
Rental income from subsidiaries of the ultimate holding company (Note 5)	72	72
Rental income from outside parties	12	29
Reversal of allowance for doubtful trade receivables	-	91
Government grant	69	63
	<u>2,682</u>	<u>4,074</u>

Notes to Financial Statements

July 31, 2018

26 OTHER OPERATING EXPENSES

	<u>Group</u>	
	2018	2017
	\$'000	\$'000
Advertisement and marketing expenses	1,019	997
Allowance for doubtful trade receivables	105	-
Audit fees	212	212
Computer expenses	97	95
Expenses from tooling and maintenance services	585	1,194
Factory consumables	461	343
Foreign exchange loss, net	424	-
Insurance	467	530
Inventories written down to net realisable value	68	98
Laboratory and testing	162	118
Loss on disposal of property, plant and equipment	9	-
Professional fees	816	604
Packaging materials	450	390
Property tax	155	158
Rental of premises and equipment	1,327	1,366
Repair and maintenance	902	581
Sterilisation and decontamination	100	177
Transportation and freight	1,359	1,075
Travelling and entertainment	662	645
Upkeep of factory premises	515	446
Upkeep of vehicles	359	290
Water and electricity	2,201	2,056
Others	2,381	1,914
	<u>14,836</u>	<u>13,289</u>

27 FINANCE COSTS

	<u>Group</u>	
	2018	2017
	\$'000	\$'000
Interest on bank borrowings	118	76
Interest on obligations under finance leases	29	40
Others	-	16
	<u>147</u>	<u>132</u>

Notes to Financial Statements

July 31, 2018

28 INCOME TAX

	Group	
	2018	2017
	\$'000	\$'000
Current tax expense	94	423
Adjustment in respect of (over) under provision of current tax in prior years	(474)	84
Deferred tax (credit) expense relating to relating to the origination and reversal of temporary difference (Note 20)	(1,007)	22
Adjustment in respect of (over) under provision of deferred tax in prior years (Note 20)	(5)	4
Withholding tax	44	58
Income tax (credit) expense for the year	<u>(1,348)</u>	<u>591</u>

Domestic income tax is calculated at 17% (2017: 17%) of the estimated assessable profit for the year. Taxation for other jurisdictions is calculated at the rates prevailing in the relevant jurisdictions.

The total charge for the year can be reconciled to the accounting profit as follows:

	Group	
	2018	2017
	\$'000	\$'000
Profit before tax	<u>1,580</u>	<u>3,757</u>
Tax at the domestic income tax rate 17% (2017: 17%)	269	639
Tax effect of exemption granted under productivity and innovation credit	-	(96)
Tax effect of expenses that are not deductible for tax purposes	174	164
Tax effect of income that are not taxable in determining taxable profit	(152)	(76)
Tax exempt income	(12)	(52)
Corporate income tax rebate	(4)	-
Deferred tax asset not recognised	400	268
Deferred tax recognised from previous years unrecognised tax losses	(1,000)	-
Effect of utilisation of previously unrecognised tax losses	(688)	(458)
Effect of tax rebate	-	(35)
Withholding tax	44	58
Effect of different tax rates of subsidiaries operating in other jurisdictions	143	137
(Over) Under provision in prior years - current tax	(474)	84
(Over) Under provision in prior years - deferred tax	(5)	4
Others	(43)	(46)
Income tax (credit) expense for the year	<u>(1,348)</u>	<u>591</u>

Notes to Financial Statements

July 31, 2018

29 PROFIT FOR THE YEAR

Profit for the year has been arrived at after charging:

	<u>Group</u>	
	2018	2017
	\$'000	\$'000
Directors' remuneration:		
Directors of the Company	319	336
Directors of the subsidiaries	287	274
Costs of defined contribution plans included in employee benefits expense	883	922
Audit fees:		
Auditor of the Company		
- current year	165	165
Other auditor		
- current year	47	47
Non-audit fees:		
Auditor of the Company		
- current year	28	28
Cost of inventories recognised as an expense	50,275	45,493

30 EARNINGS PER SHARE

	<u>Group</u>	
	2018	2017
	\$'000	\$'000
<u>Earnings</u>		
Earnings for the purposes of basic earnings per share profit for the year attributable to owners of the Company	2,950	3,206
<u>Number of shares</u>		
Weighted average number of ordinary shares for the purpose of basic earnings per share	503,262	499,914
Effect of dilutive potential ordinary shares:		
Share-options	635	3,256
Weighted average number of ordinary shares for the purpose of diluted earnings per share	503,897	503,170
Earnings per share (cents) - basic	0.59	0.64
Earnings per share (cents) - diluted	0.59	0.64

Notes to Financial Statements

July 31, 2018

31 SEGMENT INFORMATION

For management purposes, the Group is currently organised into two main business activities. The business activities are the basis on which the Group reports to the chief operating decision maker for the purposes of resource allocation and assessment of segment performance.

The two main business activities are as follows:

- (a) Pipes and pipe fittings segment- Manufacturing, trading and distributing of pipes and pipe fittings
- (b) Medical devices segment- Manufacturing and developing medical devices

Segment revenue and expense: Segment revenue and expense are the operating revenue and expense reported in the Group's profit or loss that are directly attributable to a segment and the relevant portion of such revenue and expense that can be allocated on a reasonable basis to a segment to arrive at segment results.

Segment assets and liabilities: Segment assets include all operating assets used by a segment and consist principally of operating receivables, inventories and property, plant and equipment, net of allowances and provisions. Capital additions include the total cost incurred to acquire property, plant and equipment, and intangible assets directly attributable to the segment. Segment liabilities include all operating liabilities and consist principally of accounts payable and accruals.

Inter-segment transfers: Segment revenue and expenses include transfers between business segments. Inter-segment sales are charged at prevailing market prices. These transfers are eliminated on consolidation.

The measurement basis of the Group's reportable segments is in accordance with its accounting policy as described in Note 2.

Notes to Financial Statements

July 31, 2018

31 SEGMENT INFORMATION (cont'd)

Segment revenue and results:

	Medical devices \$'000	Pipes and pipe fittings \$'000	Group Eliminations \$'000	Total \$'000
2018				
Revenue				
External sales	30,364	38,309	-	68,673
Results				
Segment result	(1,377)	6,015	(413)	4,225
Unallocated corporate expense				(2,505)
Interest expense	(31)	(116)	-	(147)
Interest income	-	7	-	7
Profit before tax				1,580
Income tax credit				1,348
Profit for the year				2,928
Other information				
Capital expenditure	5,174	1,305	-	6,479
Depreciation and amortisation	1,670	1,902	-	3,572
Statement of financial position				
<u>Assets</u>				
Segment assets	33,467	39,191	-	72,658
Unallocated corporate assets (a)				255
Consolidated total assets				72,913
<u>Liabilities</u>				
Segment liabilities	6,989	6,594	-	13,583
Unallocated corporate liabilities (b)				1,547
Consolidated total liabilities				15,130

Notes to Financial Statements

July 31, 2018

31 SEGMENT INFORMATION (cont'd)

	Medical devices \$'000	Pipes and pipe fittings \$'000	Group Eliminations \$'000	Total \$'000
2017				
Revenue				
External sales	24,930	38,780	-	63,710
Results				
Segment result	(754)	7,536	(406)	6,376
Unallocated corporate expense				(2,522)
Interest expense	(59)	(73)	-	(132)
Interest income	-	35	-	35
Profit before tax				3,757
Income tax expense				(591)
Profit for the year				<u>3,166</u>
Other information				
Capital expenditure	1,272	1,346	-	2,618
Depreciation and amortisation	1,549	1,855	-	3,404
Statement of financial position				
<u>Assets</u>				
Segment assets	28,219	39,761	-	67,980
Unallocated corporate assets (a)				2,055
Consolidated total assets				<u>70,035</u>
<u>Liabilities</u>				
Segment liabilities	4,911	5,775	-	10,686
Unallocated corporate liabilities (b)				1,335
Consolidated total liabilities				<u>12,021</u>

(a) Unallocated corporate assets comprise of certain bank balances and certain prepayments.

(b) Unallocated corporate liabilities comprise of the accruals and provision for corporate expenses.

Notes to Financial Statements

July 31, 2018

31 SEGMENT INFORMATION (cont'd)

Geographical information

Revenue is analysed by the location of the reportable segment. Segment assets and capital expenditure are analysed by the geographical area in which the assets are located.

	<u>Revenue</u>		<u>Non-current assets</u>		<u>Carrying amount of segment assets</u>		<u>Capital expenditure</u>	
	2018	2017	2018	2017	2018	2017	2018	2017
	\$'000	\$'000	\$'000	\$'000	\$'000	\$'000	\$'000	\$'000
Singapore	63,694	59,980	15,376	14,277	42,480	47,149	1,226	1,313
Malaysia	3,741	3,338	624	672	4,365	5,526	161	233
China	1,238	392	15,537	11,240	26,068	17,360	5,092	1,072
	<u>68,673</u>	<u>63,710</u>	<u>31,537</u>	<u>26,189</u>	<u>72,913</u>	<u>70,035</u>	<u>6,479</u>	<u>2,618</u>

Information about major customer

Included in revenues arising from the sales of medical devices are revenues of approximately \$12.1 million (2017: \$7.1 million) which arose from sales to the Group's largest customer. The Group's largest customer during the year is different from previous year's. Apart from this largest customer, there was no other single customer that contributed more than 10% of the consolidated revenue for the years ended July 31, 2018 and 2017.

32 CAPITAL COMMITMENTS

The Group had the following capital commitments at the end of the reporting period:

	<u>Group</u>	
	2018	2017
	\$'000	\$'000
Commitment for acquisition of property, plant and equipment	<u>715</u>	<u>196</u>

Notes to Financial Statements

July 31, 2018

33 CONTINGENT LIABILITIES

	<u>Company</u>	
	2018	2017
	\$'000	\$'000
Guarantee given to banks and financial institutions for credit facilities granted to subsidiaries (unsecured)	15,985	15,985

The bankers' guarantee issued in favour of third parties are secured by way of a legal mortgage over the Group's leasehold property and investment property as disclosed in Notes 11 and 12 and a corporate guarantee by the Company of \$15,985,000 (2017: \$15,985,000). The corporate guarantee by the Company with respect to certain assets under finance leases is disclosed in Note 19.

The Company has given undertakings to provide continuing financial support to certain of its subsidiaries with current liabilities exceeding their current assets by \$37,958,000 (2017: \$32,196,000) to enable them to continue as going concerns and to meet their obligations for at least 12 months from the date of these financial statements.

34 OPERATING LEASE ARRANGEMENTS

	<u>Group</u>	
	2018	2017
	\$'000	\$'000
<u>The Group as lessee</u>		
Minimum lease payments under operating leases recognised as an expense in the year	1,327	1,366

At the end of the reporting period, the Group has outstanding commitments of non-cancellable operating leases, which fall due as follows:

	<u>Group</u>	
	2018	2017
	\$'000	\$'000
Within one year	1,314	1,128
In the second to fifth year inclusive	2,778	3,408
After five years	5,982	5,882
	10,074	10,418

Operating lease payments represent rentals payable by the Group for its factory space, office premises and equipment. Leases are negotiated for a term ranging from 5 to 56 years and rental is fixed over the duration of the lease.

Notes to Financial Statements

July 31, 2018

34 OPERATING LEASE ARRANGEMENTS (cont'd)

The Group as lessor

The Group rents out part of its office premises to a subsidiary of the ultimate holding company and an outside party under operating leases. Rental income earned during the year was \$72,000 (2017: \$72,000).

At the end of the reporting period, the Group has contracted with tenants for the following future minimum lease payments:

	<u>Group</u>	
	<u>2018</u>	<u>2017</u>
	\$'000	\$'000
Within one year	24	72
In the second to fifth year inclusive	-	24
	<u>24</u>	<u>96</u>

35 DIVIDENDS

FY2017

On December 21, 2016, a one-tier tax exempt final dividend of \$0.005 per share was paid (total dividend \$2,499,000) in respect of FY2016.

On April 13, 2017, a one-tier tax exempt interim dividend of \$0.0025 per share was paid (total dividend \$1,252,000) in respect of FY2017.

FY2018

On December 21, 2017, a one-tier tax exempt final dividend of \$0.005 per share was paid (total dividend \$2,516,000 in respect of FY2017).

On April 12, 2018, a one-tier tax exempt interim dividend of \$0.0025 per share was paid (total dividend \$1,263,000) in respect of the current financial year.

In respect of the current year, the directors propose a final dividend of \$0.005 per ordinary share to be paid to shareholders in respect of the current financial year. The final dividend is one-tier tax exempt and is subject to approval by shareholders at the AGM and has not been included as a liability in these financial statements.

36 SUBSEQUENT EVENT

On October 18, 2018, Vicplas Investment Pte. Ltd. made a third partial capital injection of US\$451,496 (approximately S\$622,645) in V&H Investment Co., Ltd, to fund the subsequent payment for acquisition of the land in Cambodia and related construction works. Total capital injection made to date is US\$1,308,996 (approximately S\$1,790,645).

Analysis of Shareholdings

Issued and Fully Paid-Up Capital (including Treasury Shares)	:	S\$50,406,685
Issued and Fully Paid-Up Capital (excluding Treasury Shares)	:	S\$50,369,584
Number of Issued Shares (excluding Treasury Shares)	:	505,216,699
Number/Percentage of Treasury Shares and Subsidiary Holdings	:	461,000 (0.09%)
Class of Shares	:	Ordinary Shares
Voting Rights (excluding Treasury Shares)	:	One Vote Per Share

Distribution of shareholdings as at October 8, 2018

Size of shareholdings	No. of shareholders	%	No. of shares	%
1 - 99	9	0.57	422	0.00
100 - 1,000	190	12.08	177,191	0.04
1,001 - 10,000	671	42.66	3,799,843	0.75
10,001 - 1,000,000	676	42.97	57,955,213	11.47
1,000,001 and above	27	1.72	443,284,030	87.74
Total	1,573	100.00	505,216,699	100.00

Twenty largest shareholders as at October 8, 2018

No.	Name of shareholders	No. of shares	%
1	Venner Capital S.A.	208,526,166	41.28
2	DBS Vickers Securities (S) Pte Ltd	73,327,306	14.51
3	Chua Kim Hua	22,695,000	4.49
4	Robert Gaines-Cooper	18,854,200	3.73
5	Cheng Liang	14,029,497	2.78
6	Lim Sim Moi	9,938,000	1.97
7	Loh Beng Seng	9,771,918	1.93
8	Yeo Wico	8,771,738	1.74
9	David Danger Henry Honeywood Curtis-Bennett	8,000,000	1.58
10	Maybank Kim Eng Securities Pte Ltd	6,676,727	1.32
11	Ho Lai Heng	6,416,100	1.27
12	Liu Wenying	6,410,009	1.27
13	Irene Tay Gek Lim	6,376,738	1.26
14	UOB Kay Hian Pte Ltd	5,779,000	1.14
15	Jane Rose Philomene Gaines-Cooper	5,000,000	0.99
16	Chua Jun Kai Marc (Cai Junkai)	4,955,200	0.98
17	Lim Boon Hock	4,387,685	0.87
18	Chua Eng Eng	3,535,000	0.70
19	Ng Cher Yan	3,217,390	0.64
20	Nicos Nicolaides C	3,000,000	0.59
	Total	429,667,674	85.04

Based on the information available to the Company as at October 8, 2018, approximately 31.67% of the issued ordinary shares of the Company is held by the public and, therefore, Rule 723 of the Listing Manual issued by the Singapore Exchange Securities Trading Limited is complied with.

Analysis of Shareholdings

Substantial shareholders as shown in the Register of Substantial Shareholders

Name of substantial shareholders	No. of shares beneficially held by substantial shareholders	No. of shares in which the substantial shareholders are deemed to have an interest	Total no. of shares	% ⁽¹⁾
Venner Capital S.A.	280,852,441	-	280,852,441	55.59
CTX Treuhand AG, as trustee of the Bird Island Trust	-	280,852,441 ⁽²⁾	280,852,441	55.59
Robert Gaines-Cooper	18,854,200	280,852,441 ⁽²⁾	299,706,641	59.32
Jane Rose Philomene Gaines-Cooper	5,000,000	280,852,441 ⁽²⁾	285,852,441	56.58

⁽¹⁾ “%” is based on 505,216,699 issued shares and disregarding the 461,000 shares held in treasury.

⁽²⁾ Venner Capital S.A. is the controlling shareholder of the Company. Venner Capital S.A. is owned by the Bird Island Trust (“**BIT**”), a fully discretionary trust under Liechtenstein law, the trustee of which is CTX Treuhand AG, a trust company based in Liechtenstein. Mr. Robert Gaines-Cooper is a Director of the Company, the sole beneficiary under BIT. Mrs. Jane Rose Philomene Gaines-Cooper, a Director of the Company, is the protector under BIT and is the spouse of Mr. Robert Gaines-Cooper. Mr. and Mrs. Gaines-Coopers are deemed to be interested in the shares of the Company owned by BIT through Venner Capital S.A..

Notice of Twentieth Annual General Meeting

NOTICE IS HEREBY GIVEN that the Twentieth Annual General Meeting of Vicplas International Ltd (the “**Company**”) will be held at Devan Nair Institute for Employment and Employability, Event Hall 1 (Level 1), 80 Jurong East Street 21, Singapore 609607 on Thursday, November 29, 2018 at 2.30 p.m. for the purpose of transacting the following business:

AS ORDINARY BUSINESS

1. To receive and adopt the Directors’ Statement and the Audited Financial Statements of the Company for the year ended July 31, 2018 and the Auditors’ Report thereon. **(Resolution 1)**
2. To declare a final (one-tier tax exempt) dividend of S\$0.005 per share for the year ended July 31, 2018. **(Resolution 2)**
3. To approve the Directors’ fees of S\$275,000.00 (2017: S\$278,137.00) for the year ended July 31, 2018. **(Resolution 3)**
4. To re-elect Mr. Robert Gaines-Cooper, who is retiring by rotation pursuant to Article 115 of the Company’s Constitution, and who, being eligible, offers himself for re-election. [See Explanatory Note 1] **(Resolution 4)**
5. To re-elect Mrs. Jane Rose Philomene Gaines-Cooper, who is retiring by rotation pursuant to Article 115 of the Company’s Constitution, and who, being eligible, offers herself for re-election. [See Explanatory Note 2] **(Resolution 5)**
6. To re-appoint Deloitte & Touche LLP as Auditors and to authorise the Directors to fix their remuneration. **(Resolution 6)**

AS SPECIAL BUSINESS

To consider and, if thought fit, to pass the following resolutions, with or without any modifications, of which Resolutions 7, 8, 9, 10 and 11 will be proposed as Ordinary Resolutions and Resolution 12 will be proposed as a Special Resolution:

7. Authority to allot and issue shares and convertible instruments **(Resolution 7)**

“That pursuant to Section 161 of the Companies Act, Cap. 50 (the “**Companies Act**”) and the listing rules of the Singapore Exchange Securities Trading Limited (the “**SGX-ST**”), authority be and is hereby given to the Directors of the Company to:

 - (a) (i) issue shares of the Company (“**shares**”) whether by way of rights, bonus or otherwise; and/or
 - (ii) make or grant offers, agreements or options (collectively, “**Instruments**”) that might or would require shares to be issued, including but not limited to the creation and issue of (as well as adjustments to) warrants, debentures or other instruments convertible into shares,

at any time and upon such terms and conditions and for such purposes and to such persons as the Directors may in their absolute discretion deem fit; and

Notice of Twentieth Annual General Meeting

- (b) (notwithstanding the authority conferred by this Resolution may have ceased to be in force) issue shares in pursuance of any Instrument made or granted by the Directors while this Resolution is in force,

Provided that:

- (i) the aggregate number of shares to be issued pursuant to this Resolution (including shares to be issued in pursuance of Instruments made or granted pursuant to this Resolution) does not exceed 50% of the total number of issued shares (excluding treasury shares and subsidiary holdings) (as calculated in accordance with sub-paragraph (ii) below), of which the aggregate number of shares to be issued other than on a *pro-rata* basis to shareholders of the Company (including shares to be issued in pursuance of Instruments made or granted pursuant to this Resolution) does not exceed 20% of the total number of issued shares (excluding treasury shares and subsidiary holdings) (as calculated in accordance with sub-paragraph (ii) below);
- (ii) (subject to such manner of calculation as may be prescribed by the SGX-ST), for the purpose of determining the aggregate number of shares that may be issued under sub-paragraph (i) above, the total number of issued shares (excluding treasury shares and subsidiary holdings) shall be based on the total number of issued shares (excluding treasury shares and subsidiary holdings) at the time this Resolution is passed, after adjusting for:
 - (a) new shares arising from the conversion or exercise of any convertible securities;
 - (b) new shares arising from the exercise of any share options or vesting of share awards which are outstanding or subsisting at the time this Resolution is passed, provided that the share options or awards were granted in compliance with Part VIII of Chapter 8 of the Listing Manual of the SGX-ST; and
 - (c) any subsequent bonus issue, consolidation or subdivision of shares,and, in sub-paragraph (i) above and this sub-paragraph (ii), “subsidiary holdings” has the meaning given to it in the Listing Manual of the SGX-ST;
- (iii) in exercising the authority conferred by this Resolution, the Company shall comply with the provisions of the Listing Manual of the SGX-ST for the time being in force (unless such compliance has been waived by the SGX-ST), all applicable legal requirements under the Companies Act and otherwise, and the Constitution for the time being of the Company; and
- (iv) unless revoked or varied by the Company in general meeting, the authority conferred by this Resolution shall continue in force until the conclusion of the next Annual General Meeting of the Company or the date by which the next Annual General Meeting of the Company is required by law to be held, whichever is the earlier.” [See Explanatory Note 3]

Notice of Twentieth Annual General Meeting

8. Renewal of the Shareholders' Mandate for interested person transactions

(Resolution 8)

"That:

- (a) approval be and is hereby given for the purposes of Chapter 9 of the Listing Manual of the Singapore Exchange Securities Trading Limited ("**Chapter 9**"), for the Company, its subsidiaries and associated companies that are entities at risk (as that term is used in Chapter 9), or any of them, to enter into transactions falling within the types of interested person transactions described in Appendix 1 to the Company's Circular to Shareholders dated November 5, 2018 (the "**Circular**") with any party who is of the class of interested persons described in Appendix 1 to the Circular, provided that such transactions are made on normal commercial terms and will not be prejudicial to the interests of the Company and minority shareholders and in accordance with the guidelines and procedures for such interested person transactions as set out in Appendix 1 to the Circular;
- (b) the approval given in paragraph (a) above (the "**Shareholders' Mandate**") shall, unless revoked or varied by the Company in general meeting, continue in force until the conclusion of the next Annual General Meeting of the Company; and
- (c) the Directors of the Company and/or any of them be and are hereby authorised to complete and do all such acts and things (including executing all such documents as may be required) as they and/or he may consider expedient or necessary or in the interests of the Company to give effect to the Shareholders' Mandate and/or this Resolution." [See Explanatory Note 4]

9. Renewal of the Share Purchase Mandate

(Resolution 9)

"That:

- (a) for the purposes of Sections 76C and 76E of the Companies Act, Cap. 50 (the "**Act**"), the exercise by the Directors of the Company of all the powers of the Company to purchase or otherwise acquire ordinary shares of the Company ("**Shares**") not exceeding in aggregate the Prescribed Limit (as hereafter defined), at such price(s) as may be determined by the Directors of the Company from time to time up to the Maximum Price (as hereafter defined), whether by way of:
 - (i) market purchase(s) (each a "**Market Purchase**") on the Singapore Exchange Securities Trading Limited (the "**SGX-ST**"); and/or
 - (ii) off-market purchase(s) (each an "**Off-Market Purchase**") effected otherwise than on the SGX-ST in accordance with any equal access scheme(s) as may be determined or formulated by the Directors of the Company as they consider fit, which schemes shall satisfy all the conditions prescribed by the Act,

and otherwise in accordance with all other laws, regulations and rules of the SGX-ST as may for the time being be applicable, be and is hereby authorised and approved generally and unconditionally (the "**Share Purchase Mandate**");

Notice of Twentieth Annual General Meeting

- (b) unless varied or revoked by the Company in general meeting, the authority conferred on the Directors of the Company pursuant to the Share Purchase Mandate may be exercised by the Directors of the Company at any time and from time to time during the period commencing from the passing of this Resolution and expiring on the earliest of:
- (i) the date on which the next Annual General Meeting of the Company is held;
 - (ii) the date by which the next Annual General Meeting of the Company is required by law to be held; and
 - (iii) the date on which purchases and acquisitions of Shares pursuant to the Share Purchase Mandate are carried out to the full extent mandated;

- (c) in this Resolution:

“Prescribed Limit” means that number of issued Shares representing 10% of the total number of issued Shares as at the date of the passing of this Resolution (excluding treasury shares and subsidiary holdings (as defined in the Listing Manual of the SGX-ST) as at that date);

“Maximum Price” in relation to a Share to be purchased or acquired, means the purchase price (excluding brokerage, commission, stamp duties, applicable goods and services tax and other related expenses) not exceeding:

- (i) in the case of a Market Purchase: 105% of the Average Closing Price of the Shares; and
- (ii) in the case of an Off-Market Purchase: 120% of the Average Closing Price of the Shares,

where:

“Average Closing Price” means the average of the closing market prices of the Shares over the last five Market Days, on which transactions in the Shares were recorded, immediately preceding the date of the making of the Market Purchase by the Company or, as the case may be, the date of the making of the offer pursuant to the Off-Market Purchase pursuant to the equal access scheme, as deemed to be adjusted for any corporate action which occurs after the relevant five Market Day period;

“date of the making of the offer” means the date on which the Company announces its intention to make an offer for the purchase or acquisition of Shares from the shareholders of the Company stating the purchase price (which shall not be more than the Maximum Price for an Off-Market Purchase calculated on the foregoing basis) for each Share and the relevant terms of the equal access scheme for effecting the Off-Market Purchase; and

“Market Day” means a day on which the SGX-ST is open for trading in securities;

Notice of Twentieth Annual General Meeting

- (d) the Directors of the Company and/or any of them be and are hereby authorised to deal with the Shares purchased by the Company pursuant to the Share Purchase Mandate in any manner as may be permitted under the Act; and
- (e) the Directors of the Company and/or any of them be and are hereby authorised to complete and do all such acts and things (including executing such documents as may be required) as they and/or he may consider expedient or necessary to give effect to the transactions contemplated by this Resolution.” [See Explanatory Note 5]

10. Authority to grant options, and allot and issue shares pursuant to the Vicplas International Share Option Plan

(Resolution 10)

“That approval be and is hereby given to the Directors of the Company to offer and grant options in accordance with the provisions of the Vicplas International Share Option Plan (the “**Share Option Plan**”) and to allot and issue from time to time such number of ordinary shares of the Company as may be required to be issued pursuant to the exercise of options under the Share Option Plan, provided that the aggregate number of new ordinary shares which may be issued pursuant to options to be granted under the Share Option Plan, when added to the number of new ordinary shares issued and issuable in respect of all options granted under the Share Option Plan, shall not exceed 15% of the total number of issued ordinary shares of the Company, excluding treasury shares and subsidiary holdings (as defined in the Listing Manual of the Singapore Exchange Securities Trading Limited), from time to time.” [See Explanatory Note 6]

11. Authority to issue new shares pursuant to the Vicplas International Ltd Scrip Dividend Scheme

(Resolution 11)

“That pursuant to Section 161 of the Companies Act, Cap. 50, authority be and is hereby given to the Directors of the Company to allot and issue from time to time such number of ordinary shares of the Company as may be required to be allotted and issued pursuant to the Vicplas International Ltd Scrip Dividend Scheme.” [See Explanatory Note 7]

12. Adoption of the new Constitution

(Resolution 12)

“That the regulations contained in the new Constitution submitted to this Meeting and, for the purpose of identification, subscribed to by the Chairman thereof or a Director of the Company, be approved and adopted as the Constitution of the Company in substitution for, and to the exclusion of, the existing Constitution.” [See Explanatory Note 8]

By Order of the Board

Esther Au
Company Secretary
Singapore

November 5, 2018

Notice of Twentieth Annual General Meeting

Notes:

- (a) (i) A member who is not a relevant intermediary is entitled to appoint not more than two proxies to attend, speak and vote at the Twentieth Annual General Meeting. Where such member's form of proxy appoints more than one proxy, the proportion of the shareholding concerned to be represented by each proxy shall be specified in the form of proxy.
- (ii) A member who is a relevant intermediary is entitled to appoint more than two proxies to attend, speak and vote at the Twentieth Annual General Meeting, but each proxy must be appointed to exercise the rights attached to a different share or shares held by such member. Where such member's form of proxy appoints more than two proxies, the number and class of shares in relation to which each proxy has been appointed shall be specified in the form of proxy.

"**Relevant intermediary**" has the meaning ascribed to it in Section 181 of the Companies Act, Cap. 50.

- (b) A proxy need not be a member of the Company.
- (c) The instrument appointing a proxy or proxies must be deposited at the registered office of the Company, 35 Joo Koon Circle, Singapore 629110, not less than 48 hours before the time appointed for holding the Twentieth Annual General Meeting.

Explanatory Notes:

1. Resolution 4 is to re-elect Mr. Robert Gaines-Cooper, who will be retiring by rotation under Article 115 of the Company's Constitution. Mr. Gaines-Cooper is considered a Non-Independent and Non-Executive Director. If he is re-elected, he will remain as a member of the Remuneration Committee and a member of the Strategy Committee. He is a controlling shareholder of the Company. Key information on Mr. Gaines-Cooper can be found on page 8 of the Annual Report 2018. Mr. Gaines-Cooper is a director and the Chairman of Venner Capital S.A. ("**Venner Capital**"), the latter being an interested person as described in paragraph 4.1 of Appendix 1 to the Company's Circular to Shareholders dated November 5, 2018. Mrs. Jane Rose Philomene Gaines-Cooper is the spouse of Mr. Gaines-Cooper, a director and the President of Venner Capital. Mr. Christopher P. Lee is a director of Venner Capital and the chief executive officer of Venner Medical International Inc, a subsidiary of Venner Capital. Apart from the relationships disclosed above, there are no material relationships between Mr. Gaines-Cooper and the other Directors of the Company.
2. Resolution 5 is to re-elect Mrs. Jane Rose Philomene Gaines-Cooper, who will be retiring by rotation under Article 115 of the Company's Constitution. Mrs. Gaines-Cooper is considered a Non-Independent and Non-Executive Director. If she is re-elected, she will remain as a member of the Audit Committee and the Nominating Committee. Key information on Mrs. Gaines-Cooper can be found on page 8 of the Annual Report 2018. Apart from the relationships disclosed in Explanatory Note 1 above, there are no material relationships between Mrs. Gaines-Cooper and the other Directors of the Company.

Notice of Twentieth Annual General Meeting

3. Resolution 7 is an Ordinary Resolution to empower the Directors, from the date of this Twentieth Annual General Meeting until the date of the next Annual General Meeting, to issue shares of the Company, to make or grant instruments convertible into shares, and to issue shares pursuant to such instruments, up to a number not exceeding, in total, 50% of the total number of issued shares (excluding treasury shares and subsidiary holdings), of which up to 20% may be issued other than on a *pro-rata* basis to shareholders.

For the purpose of determining the aggregate number of shares that may be issued, the total number of issued shares (excluding treasury shares and subsidiary holdings) will be calculated based on the total number of issued shares (excluding treasury shares and subsidiary holdings) at the time that Resolution 7 is passed after adjusting for (a) new shares arising from the conversion or exercise of any convertible securities or share options or vesting of share awards which are outstanding or subsisting at the time when Resolution 7 is passed, and (b) any subsequent bonus issue, consolidation or subdivision of shares. As at October 8, 2018, the Company had 461,000 treasury shares and no subsidiary holdings.

4. Resolution 8 is an Ordinary Resolution to renew the Shareholders' Mandate for transactions with interested persons and empower the Directors of the Company, from the date of this Twentieth Annual General Meeting until the date of the next Annual General Meeting, to enter into transactions falling within the types of interested person transactions described in Appendix 1 to the Company's Circular to Shareholders dated November 5, 2018. For more details, please refer to Appendix 1 to the Company's Circular to Shareholders dated November 5, 2018.
5. Resolution 9 is an Ordinary Resolution to renew, effective until the next Annual General Meeting, the Share Purchase Mandate for the Company to purchase or acquire its issued ordinary shares on the terms and subject to the conditions of Resolution 9.

The Company intends to use internal resources or external borrowings or a combination of both to finance its purchase or acquisition of its ordinary shares. The amount of financing required for the Company to purchase or acquire its ordinary shares, and the impact of such purchase or acquisition on the Company's financial position cannot be ascertained as at the date of this Notice as these will depend on the number of ordinary shares purchased or acquired, whether the purchase or acquisition is made out of profits or capital, the price at which such ordinary shares were purchased or acquired and whether the ordinary shares purchased or acquired are held in treasury or cancelled.

The financial effects of an assumed purchase or acquisition of such ordinary shares by the Company pursuant to the Share Purchase Mandate, based on the audited financial statements of the Group and the Company for the year ended July 31, 2018 and certain other assumptions, are set out in paragraph 3.7 of the Company's Circular to Shareholders dated November 5, 2018 and are for illustration only.

Notice of Twentieth Annual General Meeting

6. Resolution 10 is an Ordinary Resolution to empower the Directors of the Company to offer and grant options, and to allot and issue from time to time such number of ordinary shares of the Company as may be required to be issued pursuant to the exercise of options under the Vicplas International Share Option Plan, provided that the aggregate number of new ordinary shares which may be issued pursuant to options to be granted under the Vicplas International Share Option Plan, when added to the number of new ordinary shares issued and issuable in respect of all options granted under the Vicplas International Share Option Plan, shall not exceed 15% of the total number of issued ordinary shares of the Company, excluding treasury shares and subsidiary holdings, from time to time.
7. Resolution 11 is an Ordinary Resolution to empower the Directors of the Company to allot and issue ordinary shares of the Company pursuant to the Vicplas International Ltd Scrip Dividend Scheme to eligible members who, in respect of a qualifying dividend, have elected to receive scrip in lieu of the cash amount of that qualifying dividend.
8. Resolution 12 is a Special Resolution to approve the adoption of a new Constitution in substitution for, and replacement of, the Company's existing Constitution. The new Constitution contains regulations that take into account the wide-ranging changes to the Companies Act, Cap. 50 introduced by the Companies (Amendment) Act 2014 and the Companies (Amendment) Act 2017, respectively, and other updates to the regulatory framework. Please refer to the Company's Circular to Shareholders dated November 5, 2018 for more details.

Personal Data Privacy:

By submitting an instrument appointing a proxy(ies) and/or representative(s) to attend, speak and vote at the Twentieth Annual General Meeting and/or any adjournment thereof, a member of the Company (i) consents to the collection, use and disclosure of the member's personal data by the Company (or its agents or service providers) for the purpose of the processing, administration and analysis by the Company (or its agents or service providers) of proxies and representatives appointed for the Twentieth Annual General Meeting (including any adjournment thereof) and the preparation and compilation of the attendance lists, minutes and other documents relating to the Twentieth Annual General Meeting (including any adjournment thereof), and in order for the Company (or its agents or service providers) to comply with any applicable laws, listing rules, take-over rules, regulations and/or guidelines (collectively, the "**Purposes**"), (ii) warrants that where the member discloses the personal data of the member's proxy(ies) and/or representative(s) to the Company (or its agents or service providers), the member has obtained the prior consent of such proxy(ies) and/or representative(s) for the collection, use and disclosure by the Company (or its agents or service providers) of the personal data of such proxy(ies) and/or representative(s) for the Purposes, and (iii) agrees that the member will indemnify the Company in respect of any penalties, liabilities, claims, demands, losses and damages as a result of the member's breach of warranty.

Proxy Form

VICPLAS INTERNATIONAL LTD

(Incorporated in the Republic of Singapore)
(Company Registration No. 199805362R)

Important

1. Relevant intermediaries (as defined in Section 181 of the Companies Act, Cap. 50) may appoint more than two proxies to attend, speak and vote at the Twentieth Annual General Meeting.
2. For CPF/SRS investors who have used their CPF/SRS monies to buy shares in Vicplas International Ltd, this form of proxy is not valid for use by them and shall be ineffective for all intents and purposes if used or purported to be used by them. CPF/SRS investors should contact their respective Agent Banks/SRS Operators if they have any queries regarding their appointment as proxies.

Personal Data Privacy

By submitting an instrument appointing a proxy(ies) and/or representative(s), the member accepts and agrees to the personal data privacy terms set out in the Notice of Twentieth Annual General Meeting dated November 5, 2018.

*I/We, _____ (Name) _____ (NRIC/Passport No./UEN)

of _____ (Address)

being a *member/members of Vicplas International Ltd (the "Company") hereby appoint:

Name	Address	NRIC/Passport Number	Proportion of Shareholdings (%)

and/or (delete as appropriate)

Name	Address	NRIC/Passport Number	Proportion of Shareholdings (%)

or failing the person, or either or both of the persons, referred to above, the Chairman of the Twentieth Annual General Meeting of the Company (the "Meeting") as *my/our *proxy/proxies to attend, speak and vote for *me/us and on *my/our behalf at the Meeting, to be held at Devan Nair Institute for Employment and Employability, Event Hall 1 (Level 1), 80 Jurong East Street 21, Singapore 609607 on Thursday, November 29, 2018 at 2.30 p.m. and at any adjournment thereof.

*I/We direct *my/our *proxy/proxies to vote for or against the Resolutions to be proposed at the Meeting (of which Resolutions 1 to 11 (inclusive) will be proposed as Ordinary Resolutions and Resolution 12 will be proposed as a Special Resolution) as indicated hereunder. If no specific direction as to voting is given, the *proxy/proxies will vote or abstain from voting as *he/they may think fit, as *he/they will on any other matter arising at the Meeting.

If no person is named in the above boxes, the Chairman of the Meeting shall be *my/our proxy to vote, for or against the Resolutions to be proposed at the Meeting as indicated hereunder, for *me/us and on *my/our behalf at the Meeting and at any adjournment thereof.

No.	Resolutions	For**	Against**
1.	To receive and adopt the Directors' Statement and the Audited Financial Statements of the Company for the year ended July 31, 2018 and the Auditors' Report thereon.		
2.	To declare a final (one-tier tax exempt) dividend of S\$0.005 per share for the year ended July 31, 2018.		
3.	To approve Directors' fees of S\$275,000.00 (2017: S\$278,137.00) for the year ended July 31, 2018.		
4.	To re-elect Mr. Robert Gaines-Cooper as a Director pursuant to Article 115 of the Company's Constitution.		
5.	To re-elect Mrs. Jane Rose Philomene Gaines-Cooper as a Director pursuant to Article 115 of the Company's Constitution.		
6.	To re-appoint Deloitte & Touche LLP as Auditors and to authorise the Directors to fix their remuneration.		
7.	To authorise the Directors to issue additional shares and convertible instruments.		
8.	To approve the renewal of the Shareholders' Mandate for interested person transactions.		
9.	To approve the renewal of the Share Purchase Mandate.		
10.	To authorise the grant of options, and the allotment and issuance of shares pursuant to the Vicplas International Share Option Plan.		
11.	To authorise the issuance of shares pursuant to the Vicplas International Ltd Scrip Dividend Scheme.		
12.	To approve the adoption of the new Constitution.		

Dated this _____ 2018

Total Number of Ordinary Shares in:	No. of Ordinary Shares
CDP Register	
Register of Members	

Signature(s) of Member(s) or Common Seal

* Delete where inapplicable.

** The Resolutions will be voted by poll at the Meeting. Please indicate your vote "For" or "Against" with a tick (✓) within the box provided. Alternatively, please indicate the number of votes as appropriate.

Notes:

- (a) (i) A member who is not a relevant intermediary is entitled to appoint not more than two proxies to attend, speak and vote at the Meeting. Where such member's form of proxy appoints more than one proxy, the proportion of the shareholding concerned to be represented by each proxy shall be specified in the form of proxy.
- (ii) A member who is a relevant intermediary is entitled to appoint more than two proxies to attend, speak and vote at the Meeting, but each proxy must be appointed to exercise the rights attached to a different share or shares held by such member. Where such member's form of proxy appoints more than two proxies, the number and class of shares in relation to which each proxy has been appointed shall be specified in the form of proxy.

"Relevant intermediary" has the meaning ascribed to it in Section 181 of the Companies Act, Cap. 50.

- (b) A proxy need not be a member of the Company.
- (c) Completion and return of this instrument appointing a proxy or proxies shall not preclude a member from attending, speaking and voting at the Meeting. Any appointment of a proxy or proxies shall be deemed to be revoked if a member attends the Meeting in person, and in such event, the Company reserves the right to refuse to admit any person or persons appointed under the instrument of proxy to the Meeting.
- (d) A member should insert the total number of shares. If the member has shares entered against his name in the Depository Register (maintained by The Central Depository (Pte) Limited), he should insert that number of shares. If the member has shares registered in his name in the Register of Members (maintained by or on behalf of the Company), he should insert that number of shares. If the member has shares entered against his name in the Depository Register and registered in his name in the Register of Members, he should insert the aggregate number of shares. If no number is inserted, this instrument of proxy will be deemed to relate to all the shares held by the member.
- (e) The instrument appointing a proxy or proxies must be deposited at the registered office of the Company, 35 Joo Koon Circle, Singapore 629110, not less than 48 hours before the time appointed for holding the Meeting.
- (f) The instrument appointing a proxy or proxies shall be in writing under the hand of the appointor or his attorney duly authorised in writing or if such appointor is a corporation under its common seal or under the hand of its attorney or duly authorised officer.
- (g) The Company shall be entitled to reject the instrument appointing a proxy or proxies if it is incomplete, improperly completed or illegible, or where the true intentions of the appointor are not ascertainable from the instructions of the appointor specified in the instrument appointing a proxy or proxies (including any related attachment). In addition, in the case of shares entered in the Depository Register, the Company may reject any instrument appointing a proxy or proxies lodged if the member, being the appointor, is not shown to have shares entered against his name in the Depository Register as at 72 hours before the time appointed for holding the Meeting, as certified by The Central Depository (Pte) Limited to the Company.



Vicplas International Ltd

Company Registration No. 199805362R

35 Joo Koon Circle Singapore 629110

Tel: 65-6262 3888

Fax: 65-6349 3877

Email: vicplas@vicplas.com.sg

Website: www.vicplas.com